

Confronting Racism of Omission: Experimental Evidence of the Impact of Information about Ethnic and Racial Inequality in the United States and the Netherlands

Mijs, Jonathan J. B.; Herrera Huang, Anna Dominique Nikki; Regan, William

Veröffentlichungsversion / Published Version

Zeitschriftenartikel / journal article

Empfohlene Zitierung / Suggested Citation:

Mijs, J. J. B., Herrera Huang, A. D. N., & Regan, W. (2023). Confronting Racism of Omission: Experimental Evidence of the Impact of Information about Ethnic and Racial Inequality in the United States and the Netherlands. *Du Bois Review: Social Science Research on Race*, FirstView, 1-23. <https://doi.org/10.1017/S1742058X23000140>

Nutzungsbedingungen:

Dieser Text wird unter einer CC BY Lizenz (Namensnennung) zur Verfügung gestellt. Nähere Auskünfte zu den CC-Lizenzen finden Sie hier:

<https://creativecommons.org/licenses/by/4.0/deed.de>

Terms of use:


This document is made available under a CC BY Licence (Attribution). For more information see:

<https://creativecommons.org/licenses/by/4.0>

ARTICLE

Confronting Racism of Omission

Experimental Evidence of the Impact of Information about Ethnic and Racial Inequality in the United States and the Netherlands

Jonathan J. B. Mijs¹ , Anna Dominique (Nikki) Herrera Huang² and William Regan³

¹Department of Sociology, Boston University, Boston, MA, USA and Department of Public Administration and Sociology, Erasmus University Rotterdam, Rotterdam, The Netherlands

²Department of Sociology, University of Chicago, Chicago, IL, USA

³Department of Sociology, Boston University, Boston, MA, USA

Corresponding author: Jonathan J. B. Mijs; Email: mijs@bu.edu

Abstract

The COVID-19 pandemic and Black Lives Matter movement have brought ethnic and racial inequalities to the forefront of public conversation on both sides of the Atlantic. However, research shows that people routinely overestimate the progress made towards equality and underestimate disparities between racial and ethnic majority and minority groups. Common among the American public is a naive belief in equal opportunity that stands in sharp contrast to the reality of structural racial inequity. Across the Atlantic, Dutch people's self-perception of a tolerant, progressive, and egalitarian society means that racism and discrimination are topics often avoided, rendering invisible the stigmatization of ethnic and racial minorities. The result is racism of omission: ethnic and racial disparities are minimized and attributed to factors other than discrimination, which leads to legitimize inequities and justify non-intervention. Against this background, we field an internationally comparative randomized survey experiment to study whether (willful) ignorance about racial and ethnic inequality can be addressed through the provision of information. We find that facts about ethnic and racial inequality, on the whole, (1) have the greatest impact on people's perceptions of inequality as compared to their explanations of inequality and policy attitudes, (2) register most strongly with majority-group White participants as compared to participants from minority groups, (3) cut across partisan lines, and (4) effect belief change most consistently in the Netherlands, as compared to the United States. We make sense of these findings through the lens of how 'shocking' the information provided was to different groups of participants.

Keywords: Racism of Omission; Discrimination; Inequality Beliefs; Survey Experiment; International Comparison; United States; the Netherlands

Introduction

In 2020, the Black Lives Matter movement against racial police violence and the COVID-19 pandemic brought the persistence of ethnic and racial inequalities to the forefront of the public conversation in the United States and abroad (Beaman 2021a; Bonilla-Silva 2022; Shepherd et al., 2020). Yet, the reality of racial inequity continues to stand in sharp contrast to the American public's perception of equality of opportunity (Bobo 2017; Kraus et al.,

© The Author(s), 2023. Published by Cambridge University Press on behalf of Hutchins Center for African and African American Research. This is an Open Access article, distributed under the terms of the Creative Commons Attribution licence (<https://creativecommons.org/licenses/by/4.0/>), which permits unrestricted re-use, distribution, and reproduction in any medium, provided the original work is properly cited.

2017). American optimism is disproportionately high considering the fact of limited upward mobility, especially for African Americans born into poverty (Alesina et al., 2018; Chetty et al., 2020). Survey research has also shown that while overt racial attitudes are on the decline, a significant share of White adults continue to hold racist beliefs (Bobo 2017), which are becoming more predictive of political behavior (Morgan 2022). The United States is not unique in this regard; similarly stark discrepancies abound across the Atlantic (Çankaya and Mepschen, 2019; Chauvin et al., 2018; Horton and Kardux, 2004;).

This discrepancy between perception and reality fuels ‘racism by omission’—intentional inaction and a failure to address racial inequities (Bonilla-Silva 2006). By redirecting focus from blatant prejudice to racism of omission, we hope to highlight the ramifications of covert, subtle beliefs that perpetuate ethnic and racial inequalities. To do so, we field an original survey experiment in two strategically selected Western nations, the United States and the Netherlands. Both countries are marked by pervasive ethnic and racial labor market discrimination (Quillian et al., 2019; Van den Berg et al., 2020) and inequality of opportunity (Alesina et al., 2018; Inspectie van het Onderwijs 2020; Shores et al., 2020). In the United States, racism of omission finds its expression in widespread overestimation of the progress made toward closing the gap in racial disparities and providing equal opportunity to people of all races and ethnicities. Moreover, a majority of Americans explain racial inequalities not by reference to the legacy of racism and inherited inequities but as the result of a meritocratic process whereby ‘success’ is deserved and precarity reflects poor choices and a lack of effort (Bobo et al., 2012; Davidai and Walker, 2022; Hunt 2007; Mijs 2018a).

We contrast the American myth of meritocracy with another form of racism of omission: across the Atlantic, in the Netherlands, ethnic and racial discrimination finds its roots in the public’s reluctance to acknowledge their history of racial violence. To illustrate, it was not until 2022 that the Dutch government formally apologized to Indonesia for atrocities committed in the 1940s, when Indonesians fought for independence from Dutch colonial rule, and not until later that same year that the government formally apologized for the country’s outsized role in the international slave trade from the sixteenth to nineteenth century. Yet statues of captains of the slave trade still line the country’s streets and squares. This reluctance to acknowledge and address racial and ethnic discrimination continues to this day (Chauvin et al., 2018; Ghorashi 2014, 2020; Horton and Kardux, 2004). Cementing this omission is the Dutch public’s self-perception of a progressive, tolerant, and egalitarian nation (Duyvendak 2011; Kuipers 2013; Lechner 2012). As a consequence, the experiences of racial and ethnic minorities in the Netherlands are rendered invisible (Çankaya and Mepschen, 2019; Hondius 2014).

Our survey experiment allows for an investigation of whether the provision of factual information about racial and ethnic inequalities could lead to challenge beliefs among majority and minority group members in societies marked by similar kinds of inequities but varying cultural narratives. Thus, we examine the discriminatory beliefs that underpin structural racism and explore grounds for meaningful interventions.

Our research takes place in contexts defined by three developments. First, as Joanna Marie Pinto-Coelho and Tukufu Zuberi (2015) observed, immigration has reshaped the ethnic makeup of Western societies, leading to new tensions in nations previously characterized as ethnically homogeneous. Second, and relatedly, on both sides of the Atlantic, we are seeing a surge of populist far right parties and politicians (Damhuis 2020; Vossen 2016) as well as racially coded electoral campaigns, which have led to politicized racial and ethnic inequalities, spurred cries of reverse-racism, and arguably enabled Donald Trump’s election to office in 2016 (Bobo 2017). The Netherlands, meanwhile, has seen growing support for anti-Islamic rhetoric in political discourse, taking aim particularly at young Muslim men with immigrant parents (Coenders et al., 2008; Maliepaard and Gijssberts,

2012; Thijssen et al., 2021). These public sentiments have accompanied a wave of support for populist radical right parties such as the Freedom Party (*Partij Voor Vrijheid*) which became the country's second-largest party in the 2009 European Parliament elections and, more recently, Forum for Democracy (*Forum voor Democratie*) which won the 2019 provincial elections.

Third, our study takes place as racial inequality is at the forefront of public discourse. Coupled with the Black Lives Matter movement, the COVID-19 pandemic has shed a powerful light on the real ramifications of persisting structural inequities and the harmful impact of colorblind racism (Beaman 2021a; Bonilla-Silva 2022; Bowleg 2020). Economic and medical contingency plans aimed at reducing the impact of COVID-19 have repeatedly overlooked the needs of low-income groups, ignoring the fact that the world's poorest are the most vulnerable to disease due to pre-existing chronic conditions (Ahmed et al., 2020), and especially in the United States, the COVID-19 crisis continues to disproportionately affect low-income Black communities (Kim and Bostwick, 2020). In sum, growing economic inequality is unevenly expressed across racial and ethnic lines, heightening the stigma on marginalized minorities and their vulnerability to blame and self-blame (Wingfield and Chavez, 2020).

In this context, we ask, (1) how do the American and Dutch publics understand racial and ethnic inequalities in their societies, (2) how are perceptions, explanations, and attitudes about such inequalities impacted by the provision of factual information documenting ethnic and racial inequalities, and (3) is the impact of information shaped by people's majority and minority group membership and/or their political orientation? To answer this threefold research question, we draw on a cross-national comparison with original data collected in two survey experiments fielded in August and September of 2020, a few months after the first extended lockdown, and amidst Black Lives Matter protests around the world.

In what follows we provide more background on our two country cases and extant research on racial inequality beliefs, before discussing our methods and presenting our findings.

Conceptualizing Racism and Choice of Focal Minority Group

Notwithstanding the valid and sometimes fruitful distinction between racial discrimination and culturalism, ethnicism, xenophobia, antisemitism, and Islamophobia (Mason 1994; Winant 2000; and see Brubaker 2009), in this paper we take a broad view to understand racism as prejudice, stigmatization, or violence suffered by persons based on their perceived unalterable belonging to an ethnic or racial group. We acknowledge that racial and ethnic categories often overlap with religious categories (Emerson et al., 2015; Wimmer 2013). Such is the case, historically and contemporarily, with European Jews and Muslims. In fact, in George M. Fredrickson's (2002) historical tracing of western racism, he finds its origins in the Middle Ages with European Christians' antisemitism leading to persecution, pillaging, and massacre. Arguably, a similarly deadly ethno-religious racism befell those Muslims subjected to Christian Crusades. As Fredrickson (2002) documents, the "color-coded, white-over-black, variety of racism" only developed half a millennium later (p. 26).

Our broad conceptualization of ethnic and racial discrimination incorporates both attitudinal, interpersonal, and institutionalized discrimination, and encompasses blatant prejudice as well as, crucially, what Eduardo Bonilla-Silva (2006) calls "color-blind racism" and what Lawrence D. Bobo and colleagues (1997) have termed "laissez-faire racism." The latter form of ethnic and racial discrimination refers to the public acceptance of ethnic and racial disparities as the deserved outcome of market forces and meritocratic selection (Hunt 2014; Kluegel and Smith, 1986) and the denial of society's responsibility for intervention or redress (Krysan 2000). Indeed, scholarly evidence documents the widespread nature of this

view of economic and ethnic and racial disparities not as the result of structural inequities but as reflecting hard work or lack of effort (Hunt 2002, 2007; Mijs 2018a), upbringing (Hunt et al., 2022), or genetic makeup (Shostak et al., 2009; Suhay et al., 2020). Hence, it is this form of discrimination that we pay particular attention to in this paper.

Ethnic and racial discrimination in the Netherlands confronts many minority groups, including but not limited to the blatant racism faced by citizens of Afro-Caribbean descent, as reflected both in interpersonal discrimination and in racist traditions such as the annual St. Nicholas parade which, despite growing protest, continues to involve actors in black face (Garen et al., 2019; Little 2018; Pillay 2013); anti-Asian hate speech suffered by citizens with Chinese or Indonesian roots and immigrants from Southeast Asia alike, exacerbated during the COVID-19 pandemic (BNNVARA 2020; Broekroelofs 2020); antisemitism and hate crimes targeting Jewish people, and the destruction of monuments commemorating Jewish victims of the holocaust (Het Parool 2020; NOS 2017); and interpersonal and institutionalized discrimination targeting Muslims, whose structurally disadvantaged position in Dutch society is the subject of much public and political debate (Maliepaard and Gijsberts, 2012).

In fairness, an argument can be made for focusing on any or all of these stigmatized ethnic and racial groups in the Netherlands, and especially for citizens of Afro-Caribbean descent who share with African Americans certain phenotypical traits and, importantly, a history of enslavement. Our focus in this paper, however, is on Muslims, who constitute the largest and, arguably, the most visible and disadvantaged ethnic minority group in the Netherlands.

Our choice of focal minority is motivated by four factors. First, no other ethnic or racial group confronts more educational inequalities (Crul and Doornik, 2003; Kalmijn and Kraaykamp, 2003; Van De Werfhorst and Van Tubergen, 2007) and labor market disadvantages (Andriessen et al., 2012; Gracia et al., 2016) than the approximately one million Muslims living in the Netherlands; young Muslim men in particular. For context, a recent meta study reports that Afro-Caribbean and Muslim minorities in the Netherlands face roughly similar levels of discrimination, indistinguishable from that faced by Black people in the United States (Thijssen et al., 2021), but research focusing on Muslim men describes much higher ethnic penalties (Derous 2011; Van den Berg et al., 2020).

Second, the documented disadvantages faced by Muslims in the Netherlands are echoed by their *experiences* of discrimination. Muslims and citizens of Moroccan and Turkish descent report the highest levels of perceived discrimination: in a recent survey based on a true probability sample of Dutch citizens fifteen years of age and older, over a third of Muslim respondents reported having experienced interpersonal discrimination based on their religion, skin color, or ethnic background and almost half reported unfair treatment in school, at work, or by the government (Andriessen et al., 2020).

Third, Dutch citizens from Turkish and Moroccan descent, approximately ninety-five percent of whom identifies as Muslim (Maliepaard and Gijsberts, 2012), constitute the only minority group whose experience of discrimination has not improved since 1990; in fact, the Netherlands is the only Western country where discrimination faced by these groups is trending upward (Quillian and Lee, 2023). All the while, Dutch Muslims' disadvantaged position has been politicized by radical rightwing political parties and has for over two decades been at the forefront of heated public debate (Coenders et al., 2008; Damhuis 2020; Thijssen et al., 2021).

A fourth factor is a practical matter reflecting the experimental design of our comparative study: focusing on Muslim minority men allows us to draw on high-quality research replicating, in the Dutch context, Devah Pager's (2003) study of labor market discrimination in the United States (Van den Berg et al., 2020). This means that we could develop the

same experimental stimuli across the two national settings which allows for a one-on-one international comparison of public responses to a highly similar set of facts about ethnic and racial discrimination.

Racial and Ethnic Inequality on Both Sides of the Atlantic

Racial and ethnic discrimination is both prevalent and takes on a remarkably similar form in the United States and the Netherlands, as described in social science research. In the United States, a White job applicant is 2.5 times more likely to be hired for a position than a Black applicant with the same qualifications (Pager 2003; Quillian et al., 2019). In the Netherlands, applicants with a traditional Dutch name are about three times as likely to receive a callback than equally qualified job seekers with an Islamic name (Van den Berg et al., 2020). Racial and ethnic discrimination in the U.S. and Netherlands also means that minority groups in both countries confront unequal treatment in the school system, long before even entering the workforce (Inspectie van het Onderwijs 2020; Shores et al., 2020). In both cases, discrimination is institutionalized in selection mechanisms and procedures that affect opportunities for upward mobility at every life stage and in various facets of social life. In the Netherlands, children from Turkish and Moroccan descent are disproportionately found in lower tracks for secondary school (Inspectie van het Onderwijs 2020; Van De Werfhorst and Van Tubergen, 2007). In the United States, African American children are significantly less likely to be placed in AP classes as White students with the same academic record. These inequities are compounded by inequalities in neighborhood resources and unequal access to education due to state policies that rely on local taxes as the main source of school funding (Walters 2001; and see Rich and Owens, 2023).

This reality of racial and ethnic inequality in the Netherlands and the United States is at odds with perceptions of equality of opportunity. Most Americans believe that the economic gap between Black and White individuals is smaller than it is in actuality, and that African Americans have a significantly greater shot at upward mobility than they really do (Davidai and Walker, 2022). Bobo and colleagues' (2012) longitudinal study of racial perceptions find that while Whites have come to overwhelmingly accept *principles* of equality, they remain resistant to *actions and policies* that will alter the status quo. To this point, racist beliefs deeply affect the school enrollment preferences of families, effectively reproducing racial segregation in schools despite ostensible policy shifts and belief change (Billingham and Hunt, 2016; Hunt and Smith, 2022).

Most Americans acknowledge the United States' history of racial inequality, but the vast majority overestimates how much progress has been made in the present day. People assume that the socioeconomic gap between White and Black Americans today is about eighty percent smaller than it is in reality (Kraus et al., 2017). While Americans in 2016 estimated that Black families had ninety dollars for every 100 dollars owned by White families, in reality Black families only held eleven dollars (Kraus et al., 2019). Thus, while public attitudes have come to favor *ideals* of equality, the material wealth gap between Black and White families in the United States has not budged since the 1960s.

In the Netherlands, the public's perception of a socially progressive (Lechner 2012), tolerant and egalitarian (Duyvendak 2011), and meritocratic country (Mijs 2018b), similarly stands in sharp contrast to historical injustice and present-day inequalities. Rather than acknowledge racial disparities, as in the U.S. context, in the Netherlands race is an uncomfortable topic of discussion that is more often than not avoided altogether. As in other European countries, many Dutch citizens deny race and racism (Beaman 2021b; Boulila 2019; Lentin 2008). As Beaman (2021a) observes,

This denial is entrenched in language and data collection, or the lack thereof ... for example, in the Netherlands, there are no specific terms for racial and ethnic groups, but rather ‘Allochthone’ is used to refer to foreigners or immigrants (in contrast with ‘Autochtoon’ to refer to native Dutch). This is despite how that is often applied to non-White people in the Netherlands regardless of their place of birth. ... Even the more recent usage of the replacement term ‘person with a migrant background’ poses a similar problem—that is, why are people being identified by their ancestral origins, however distant they may be, versus their societal or national membership? And why is an ‘immigrant background’ euphemistic for non-white (p. 106)?

Sinan Çankaya and Paul Mepschen (2019) argue that race is peripheralized in Dutch society as a result of the liberal, progressive concern with being ‘respectable’ and performing ‘good Whiteness’ which drives individuals to see themselves as uninvolved in historical and present-day racism. Hans Siebers and Marjolein H. J. Dennisen (2015) also find that ethnic discrimination against immigrants in the Netherlands is typically motivated not by perceived biological differences but as resulting from assumed cultural incompatibility. Analysis of Dutch political and media discourse has revealed discriminatory discourse against all migrants, but against Dutch Muslims of Moroccan descent in particular (Andriessen et al., 2020; Crul and Doornik, 2003; Derous 2011; Maliepaard and Gijsberts, 2012; Siebers and Dennissen, 2015; Thijssen et al., 2021).

At the institutional level, government policy in the Netherlands in the last two decades has centered on barring entry to potential immigrants, which rights watch organizations have condemned as violating human rights (Duyvendak and Scholten, 2012; Mutsaers et al., 2014). Here, we can see racism by omission play out as a notable proportion of the Dutch population resists labeling this anti-immigrant rhetoric as ‘racist,’ and adopts ignorance, which Halleh Ghorashi (2020) terms the ‘naive Dutch.’ The omission of race in public conversation and political discourse means that racism more easily flies under the radar, to the detriment of people of color whose experiences are rendered invisible (Çankaya and Mepschen, 2019; Hondius 2014).

As further background to present-day racial and ethnic discrimination in the Netherlands, the country played a major role in the global slave trade by transporting over 500 thousand Africans across the Atlantic between 1526 and 1829 (The Colonial Williamsburg Foundation 2022). Though slavery was outlawed in Europe in the Middle Ages, the Dutch continued to own slaves in overseas colonies through 1872 (Postma 1990).

This racist past is paved over by the purported achievements of colonialism, as evidenced by the plethora of public statues and street names honoring captains of the slave trade as folk heroes. Compared to the United States, the Netherlands’ history of state-sponsored racism has been easier to erase from public memory because a majority of Dutch slave owners never personally came in contact with the slaves and plantations they owned; most Dutch people had no firsthand experience of the colonial slave trade, which exclusively operated beyond the country’s borders. Key scholars and intellectual figures in the Netherlands have contributed to the omission of this dark historical period in historical records and school curricula (Chauvin et al., 2018; Horton and Kardux, 2004). As James Oliver Horton and Johanna C. Kardux (2004) observe, “For the Dutch, who share the American people’s love of freedom and cherish their own nation’s history of religious and cultural tolerance, the Netherlands’ role in slaveholding and slave trading was so irreconcilable with their sense of national identity that it was long erased from public consciousness” (p. 52). Only very recently have political leaders begun to acknowledge, albeit hesitantly, these episodes in the country’s past. In fact, it was not until late December

2022 that the government officially apologized for the country's part in the transatlantic slave trade, more than 200 years after the last slave ship sailed under a Dutch flag.

Addressing Racism of Omission

As such, the question arises whether and how ignorance and omission of racial and ethnic inequality, on both sides of the Atlantic, could be addressed. We acknowledge that self-serving beliefs are hard to address, and that affective change may be too much to hope for in the scope of a survey experiment. Even if we were to successfully increase empathy for ethnic and racial minority groups, a host of factors may intercede to keep affective change from motivating political action and increasing support for redistributive policies and redress, among them economic self-interest (Mijs and Hoy, 2021), a sense of 'zero-sum' group competition (Bobo and Hutchings, 1996; Bobo 2017), and distrust in government (Alesina et al., 2018; Gilens 2009).

Rather than focus on affective change through prejudice reduction and increased empathy (cf. the contact hypothesis; see Pettigrew and Tropp, 2006), our focus in this paper is on the cognitive component of 'laissez faire racism.' To wit, James R. Kluegel and Lawrence D. Bobo's (2001) study of perceived group discrimination finds that the lack of support by White Americans for meaningful emancipatory policies is due at least in part to their underestimation of Black-White inequalities, as powerfully documented in recent research (Kraus et al., 2017). Their findings support the idea that research needs to illustrate the disadvantages faced by ethnic and racial minority groups, as a precondition for majority groups to support intervention. Our effort, then, is to make *undeniable* the structural inequities underlying ethnic and racial disparities. The empirical question, of course, is how much attitudinal and political change can be accomplished along a purely cognitive route—a question which our research is designed to speak to directly.

We take inspiration from recent scholarship which suggests that misperceptions about economic inequality can be confronted through the provision of facts. Jonathan J. B. Mijs and Christopher Hoy (2021) find that information describing actual levels of wealth inequality and social mobility led Mexican, Australian, and Indonesian participants toward a more structural understanding of inequality in their society. Alberto Alesina and colleagues' (2018) research in the United States, Italy, France, Sweden, and the United Kingdom demonstrates that presenting individuals with information about limited inter-generational mobility can increase their support for redistribution, although the impact of information is moderated by political partisanship. Leslie McCall and colleagues (2017) find that presenting American respondents with facts about growing economic inequality both strengthened their belief in the structural causes of inequality and heightened their support for policies aimed at reducing it.

Notwithstanding these promising findings from research on *economic* inequality, much less is known about the impact of information on misperceptions of racial and ethnic inequities. Ivuoma N. Onyeador and colleagues (2021) find that providing White Americans with information describing how African Americans' life outcomes are impacted by racism led them to more accurately estimate the level of racial inequality in society. Similarly, increasing awareness of White privilege in American college students positively impacted their attitudes towards Black Americans, as when students were asked to write letters of support for hiring more Black faculty and were told these letters would have a significant impact on hiring outcomes (Stewart et al., 2012). At the same time, research shows that exposure to news reporting on the racial achievement gap promotes the stereotypical belief that African Americans are undereducated (Quinn 2020) and that using racialized labels in the high school biology curriculum increases prejudice (Donovan 2017).

In this study, we ask whether (willful) ignorance about ethnic and racial inequality and discrimination can be addressed in the Dutch and American context by presenting study participants with factual information documenting the structural inequalities facing minority groups in each country. We acknowledge that the likelihood of belief change may depend on a respondent's racial or ethnic identity, but we are agnostic about the direction. It may be that belief change is *more* likely when it 'shocks' majority group members with facts about structural inequalities faced by minority groups that were previously unknown to them. Conversely, the same information is unlikely to be all that surprising to minority group members who are more likely to have experienced these very inequities (cf. Mijs 2018b). On the other hand, it could be that belief change is *less* likely among majority group members because it threatens their position as a dominant group (Bobo et al., 2012; cf. Hunt 2007). This sense of group competition may result in motivated disbelief and a distrust of information, dampening the impact of the facts provided in our study. Another source for motivated reasoning is people's political orientation (cf. Alesina et al., 2018; Bolsen et al., 2014), given the especially politicized conversation about ethnic and racial inequalities on both sides of the Atlantic (Duyvendak 2011). As such, we investigate the potentially moderating role of people's ethnic and racial group and political orientation on the impact of the informational treatment.

Finally, we consider the cross-cultural context in which information on racial and ethnic inequality is provided. The Dutch people's failure to recognize such inequalities could make for a stronger impact of information as compared to the United States where such inequalities are harder to ignore. At the same time, the American Dream narrative (Hochschild 1996) may lead our U.S. participants to interpret information through a distinctly meritocratic lens, downplaying or misconstruing facts that point to staggering levels of inequality. Whereas these considerations keep us from generating directional hypotheses, they pointedly inform our data collection, methods and analytical strategy, as we discuss next.

Data and Methods

Data

This study is based on an original survey fielded with representative samples of the population in the United States and the Netherlands. We set out to recruit 1000 participants in the United States using a quota sample provided by Prolific Academic stratified by sex, age, and race/ethnicity to match U.S. Census Current Population Statistics (see [Supplementary Information \(SI\), S1](#) for further information). We obtained a sample of 1001 participants that matches population statistics on race and gender, skewing slightly toward a younger demographic (see [S2](#) for details). Participants were randomly assigned to either the control ($n = 499$) or 'race' treatment ($n = 502$) condition. Based on power calculations on data collected in two pilot studies we ensured that the treatment and control group had 500 participants per condition to get a power of 0.9 when the Cohen's $d = 0.2$.

In the Netherlands, we contracted CentERdata to recruit a sample of 1000 respondents from the *Longitudinal Internet Studies for the Social Sciences* (LISS), a true probability sample of 4500 households randomly drawn from the population register by Statistics Netherlands (see [SI, S1](#)). Response rates were higher than anticipated (89%), yielding a sample of 1097. Missing values motivate the listwise deletion of nineteen participants, meaning we obtain a final sample size of 1078, which matches population statistics on gender but skews to an older demographic ([SI, S2](#)). In the absence of official statistics on race in the Netherlands, a direct comparison cannot be made, but our best estimate suggests that our sample only slightly underrepresents Black, Asian and Middle Eastern minorities. Participants were

randomly allocated to the control condition ($n = 540$) or ‘race’ treatment ($n = 538$). For our combined sample, we obtain an almost perfect post-allocation balance between participants in the control and treatment group on key dimensions (see [SI, S3](#)).

We took several steps to secure data quality. First, to accommodate people differently impacted by COVID-19, working and not working, with and without care duties, we provided an extended window during which participants could take the survey, spanning two working days and a weekend day. Further, we designed the survey to be short: the median time of completion was eleven minutes. Second, we tested our questions and treatment design in two pilot surveys ($n = 100$ and $n = 150$). Third, to minimize selection bias, we gave our survey a non-descript name (“Social topics in [country]”) and offered relatively generous compensation (\$2.50 for our U.S. participants and €2.50 for the Dutch, corresponding to an hourly rate of approximately \$14 or €14). Fourth, to address remaining response bias, we included a large bank of pretreatment control variables predictive of inequality beliefs. Finally, we ran checks for survey straightlining, but found no concerning patterns in our data.

Treatment Design

We carefully designed and extensively piloted our treatment to constitute a factual, non-partisan, and cognitively light set of visual and textual information. Participants in the treatment condition are presented with a graph visualizing the prevalence of racial or ethnic discrimination faced by African Americans (United States) or Muslim minorities (Netherlands) (see [SI, S4](#), and [S6](#), respectively). To contextualize the visual information, participants are presented with four further facts which convey (1) unfair treatment of the minority group, (2) specifically, the fact that White applicants are more likely to be called back for a job interview than equally qualified minorities and (3) even a White applicant with a criminal record has a higher chance of getting a job interview than a minority applicant without a record (Pager 2003; Quillian et al., 2019; Quillian and Lee, 2023; Thijssen et al., 2021; Van den Berg et al., 2020), and (4) minority students are less likely than White students with the same academic record to be placed in AP classes (United States) or get a college-track school advice (Netherlands) (Inspectie van het Onderwijs 2020; Shores et al., 2020).

Participants in the control condition are presented with an unrelated graph, based on official statistics, depicting what share of different age groups are getting enough exercise, accompanied with a set of facts on the positive health effects of physical exercise, describing what that entails, and stating the share of youth and adults that meets the recommended level of sports and exercise ([SI, S5](#), and [S7](#)). We designed the informational control to have a similar look, length, and cognitive load as the two treatment conditions.

Analytical Strategy

The informational treatment is embedded into a between-subject survey design incorporating pretreatment and post-treatment questions. As in a standard between-subject design, we identify the treatment effect as the difference in post-treatment responses between participants in the treatment and control condition. Incorporating pretreatment questions that are distinct from but correlated with our post-treatment questions produces higher precision and more statistical power than a standard between-subjects design (Clifford et al., 2021; Lin 2013). Specifically, we asked two questions which are correlated with the post-treatment questions about perceptions, explanations, and attitudes about inequality ($.18 \leq r \leq .41$) and include these as controls in regression models estimating the

treatment effect. This means that participants in both the control and treatment condition are introduced to the topic of inequality prior to our measurement of their post-treatment beliefs. As such, our design produces a *conservative* estimate of the impact of information over and above a baseline level of inequality priming.

Measures

We focus on three dimensions of dependent variables pertaining to perceptions, explanations, and attitudes about racial and ethnic inequality. Participants' perception of racial or ethnic inequality is assessed by the statement "[Black/ethnic minority] children do not have the same opportunities for getting ahead as White children," responses to which are on a seven-point scale ranging from "strongly disagree" to "strongly agree."

Following the International Social Survey Programme (ISSP Research Group 2018), we measure explanations of inequality on a five-point scale, ranging from "not important at all" to "essential." Participants are presented with a set of factors, for each of which they are asked to assess its importance: "This question is about factors that may be important for achieving economic success. How important would you say is..." The factors listed are the following: (1) coming from a wealthy family, (2) having highly educated parents, (3) having a good education, (4) hard work, (5) knowing the right people, (6) race or skin color, (7) immigration or legal status. This study focuses on the last two factors to capture participants' beliefs about the barriers faced by racial and ethnic minorities (cf. Hunt 2007).

Finally, we measure attitudes about inequality through the following item: "It is the government's responsibility to combat racial and ethnic discrimination," on a seven-point scale ranging from "strongly disagree" to "strongly agree."

Models

For ease of interpretation, we use Ordinary Least Squares regression to estimate the treatment effect of information on participants' inequality beliefs and replicate each of our main findings with an Ordinal Logistic Regression model, the results of which we report when the two differ or where the latter provides additional insight (cf. Greene 2012; and see Breen et al., 2018).

All statistical models are estimated separately for each country and include pretreatment controls for age and age-squared, gender, education, household income, marital status, employment status (dummies for unemployed and student), self-placement on the social ladder, family placement on the social ladder, and political orientation. Table S9 provides sample descriptives. Including a relatively large bank of controls helps more precisely identify the conditional impact of information by accounting for factors that may simultaneously affect our independent and dependent variables (i.e., access to information and inequality beliefs) (cf. Kam and Trussler, 2017).

Having estimated the average treatment effect, we subsequently include interaction terms to analyze treatment effect heterogeneity, first, across a 'majority group' defined as White in the United States ($n = 701$) and non-immigrant White in the Netherlands ($n = 921$), and a 'minority' group of all other participants ($n = 300$ in the United States; $n = 157$ in the Netherlands). Second, we investigate effect heterogeneity by participants' political orientation, measured as participants' self-placement on a ten-point scale ranging from strong Democrat (U.S.) or far left (Netherlands) to strong Republican (U.S.) or far right (Netherlands), using the middle as a default starting position (cf. Dalton 2008). For use as an interaction term in our statistical models, we reduce the full range of responses to five groups, being participants who strongly identify as Democrat or far left (0 or 1 on the ten-

point scale), those identifying as Democrat or left-leaning (2-3), participants identifying as Republican or right-leaning (7-8), those who strongly identify as Republican or far right (9-10), and those in the middle (4-6).

Findings

How do American and Dutch majority and minority groups perceive racial and ethnic inequalities in their society?

Before considering the potential treatment effect of factual information, we briefly describe the baseline beliefs about racial and ethnic inequality in the Dutch and American contexts drawing on survey responses of the control group in Figures 1 and 2.

In the United States, both majority and minority-group participants somewhat agree that racial minorities do not have the same opportunities as White Americans (Figure 1). Participants in the minority group are about halfway between “somewhat agree” and “agree,” whereas White participants, on average, are squarely on “somewhat agree”; a statistically significant difference ($p < .05$). In the Netherlands, on the whole, people are less convinced ($p < .05$); the typical response falls somewhere between “neither agree nor disagree” and “somewhat agree.” We do not find a statistically significant difference between the White, non-immigrant, majority group in the Netherlands and participants from ethnic minority groups.

Next, we consider whether participants believed the government has a responsibility to combat ethnic and racial discrimination. We find small variations across the two national contexts, the Dutch minority group being less likely to express agreement than the U.S. minority group ($p < .05$). The U.S. minority group also differs significantly from the majority group ($p < .05$). Notwithstanding these differences, across groups and countries the typical response falls between “somewhat agree” and “agree.”

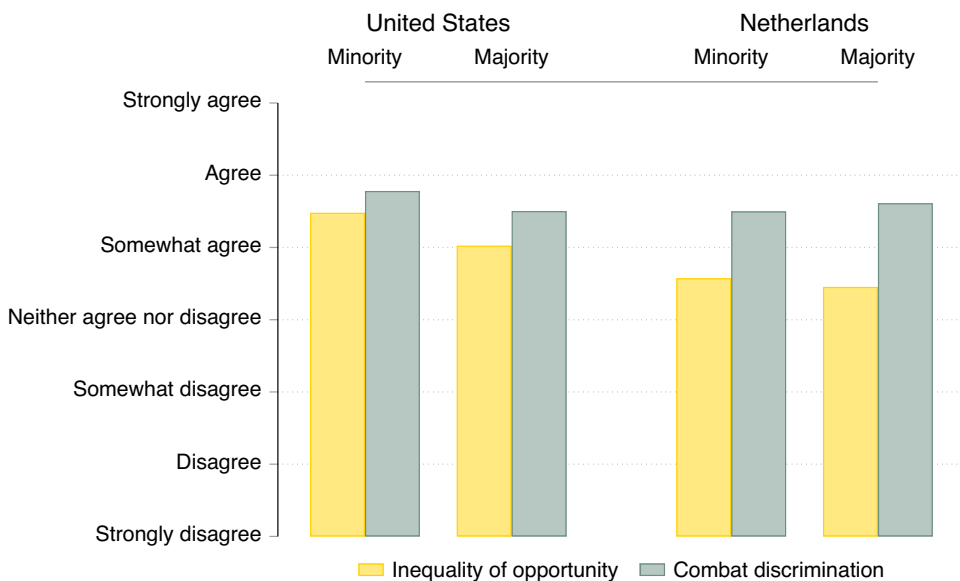


Fig. 1. Average of respondents’ perceptions and attitudes about inequality, by majority/minority group and country

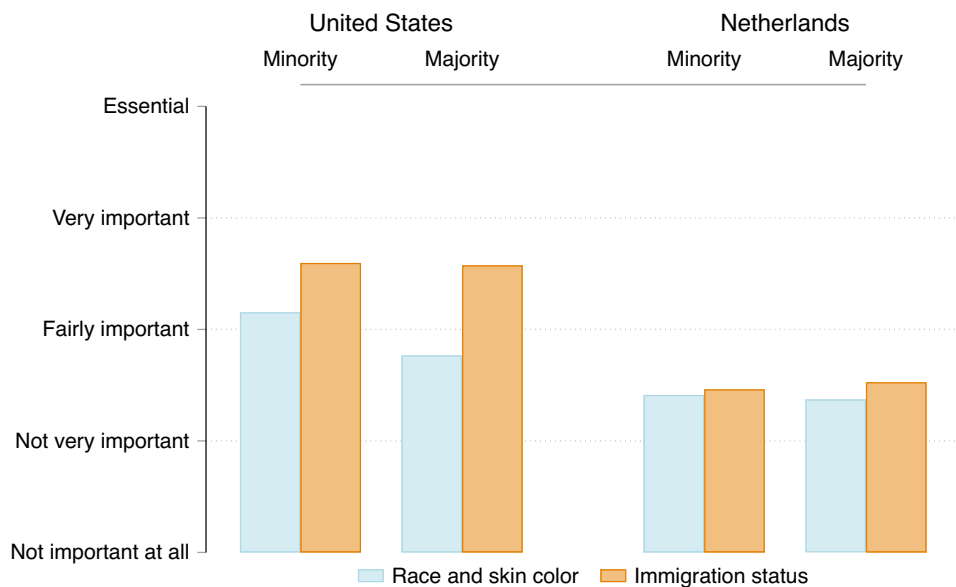


Fig. 2. Average of respondents' explanations of inequality, by majority/minority group and country

Our last questions concern participants' lay explanations of a person's chances of making it in society, as helped or hindered by their race or skin color and their immigration or legal status, respectively (Figure 2). Here, too, we find that American participants express stronger belief in the importance of these non-meritocratic factors in shaping life outcomes than do the Dutch ($p < .05$). The typical Dutch participants' response, majority and minority group alike, falls closest to "not very important." American participants, in contrast, are more likely to believe race and skin color are "fairly important" in determining a person's chances of success ($p < .05$) and believe a person's legal or immigration status to be fairly to *very* important (significantly different from Dutch participants at $p < .05$). The between-country difference is again most pronounced for minority group participants; American minorities are more likely to attribute success to non-meritocratic factors than do Dutch minorities ($p < .05$).

How are perceptions, explanations, and attitudes about ethnic and racial inequality impacted by the provision of facts?

Having discussed participants' baseline inequality beliefs, this section examines how the provision of facts about ethnic and racial inequalities affects those beliefs. To do so, we draw on OLS models to identify the average treatment effect of information on participants' beliefs as the difference between treatment and control group, controlling for pretreatment beliefs and controls. Table 1 gives the regression results, where the estimated coefficients indicate the points difference in participants' responses associated with the informational treatment, in each country.

We find evidence of an average treatment effect on participants' beliefs about racial inequality of opportunity in the order of 0.37 points (95% CI, 0.20 – 0.53) in our U.S. sample and 0.41 points (95% CI, 0.25 – 0.58) in the Netherlands. Substantively, this means that the provision of factual information about ethnic and racial inequality is associated with a stronger belief that minorities do not have the same opportunities as

Table 1. The effect of information about ethnic and racial inequality, by dimension of inequality belief and country

Dimension	United States	Netherlands
Inequality of opportunity	0.37*** (0.08)	0.41*** (0.08)
Combat discrimination	0.01 (0.08)	0.13† (0.07)
Importance of race and skin color	0.11 (0.07)	0.20*** (0.06)
Importance of immigration status	0.08 (0.07)	0.18** (0.06)

Note. Coefficients denote the average treatment effect of information by country, estimated with ordinary least square regression (standard errors in parenthesis).

† $p < 0.10$, * $p < 0.05$, ** $p < 0.01$, *** $p < 0.001$ (two-tailed).

Source: author’s sample ($n = 2079$).

Whites, on a seven-point scale, about a third of the way from “somewhat agree” to “agree” (U.S.) and approaching half the way from “neither agree nor disagree” to “somewhat agree” in the Netherlands.

Estimation using ordinal logistic regression confirms these findings. The ordinal logit estimates allow us to see if the treatment effect is associated mainly with participants reconsidering their belief that ethnic and racial minorities do not face unequal opportunities or with participants strengthening their belief that they do. To this end, we estimate predictive margins, which give the percentages of participants in the control and treatment group for each response category. From these we can calculate the percentage point difference that is associated with the treatment effect, as summarized in Table 2.

To highlight the key findings from the ordinal logistic regression analysis (Table 2), in the United States we find a shift across the distribution of responses as participants who receive the information treatment are less likely to “strongly disagree” (1% vs. 2%), “disagree” (2% vs. 4%), “somewhat disagree” (3% vs. 5%), “neither agree nor disagree” (6% vs. 9%) or “somewhat agree” (21% vs. 26%) that racial minorities face inequality of opportunity. Conversely, participants in the treatment group are *more likely*, by two and nine percentage points, respectively, to “agree” (36% vs. 33%) or “strongly agree” (31% vs. 21%). Taken together, the informational treatment is associated with a twenty-three percentage-point difference in the distribution of responses, comparing the control and

Table 2. Predicted percentage point difference between control and treatment group on perceptions of inequality

	Inequality of opportunity						
	“Strongly disagree”	“Disagree”	“Somewhat disagree”	“Neither agree nor disagree”	“Somewhat agree”	“Agree”	“Strongly agree”
US	−1	−1	−2	−3	−5	+2	+9
NL		−4	−3	−5	+1	+10	+3

Note: Numbers indicate the percentage point difference associated with the information treatment across each of the seven response categories, based on predictive margins estimated from an ordinal logistic regression model. All point differences are statistically significant from zero at $p < .05$. Empty cells indicate non-significant differences. Source: author’s sample ($n = 2079$).

treatment group. In the Netherlands, similarly, we find a twenty-six percentage-point difference between the distribution of responses in the control and treatment group. Interestingly, while the treatment is associated, most clearly, with a nine percentage-point difference in the number of U.S. participants who “strongly agree,” in the Netherlands, it is expressed as a ten percentage-point difference in the number of participants who “agree.”

Turning to attitudes about the role of government in the United States, we do not find evidence of a significant treatment effect (at $p < .05$), in either OLS or ordinal regression. In the Netherlands, we only find a small and marginally significant effect ($p < .10$) (Table 1). These null findings could plausibly reflect a ‘ceiling effect’ given the relatively high baseline support for government’s role in combating discrimination across countries: some 82% and 90% of control group participants in the United States and the Netherlands, respectively, already somewhat agree, agree, or strongly agree that the government has a responsibility to combat discrimination.

Next, we look at participants’ belief in the importance of race and skin color and immigration and legal status in determining a person’s chances of success (Table 1). We find evidence of a statistically significant treatment effect across the board only for our Dutch sample ($p < .01$), where participants in the treatment group are about a fifth of a point on a five-point scale closer to believing these factors are “fairly important” as compared to “not very important.” We do not find a statistically significant effect on their belief in the U.S. context ($p > .10$).

The ordinal logistic regression results reported in Table 3 confirm these findings, with one important difference. Whereas we find no evidence of a treatment effect in the United States for the perceived importance of immigration or legal status, regardless of the modeling approach we take, the ordinal logistic regression does reveal a treatment effect, albeit small, on beliefs about the importance of race and skin color. The treatment effect is associated with a three percentage-point difference between control and treatment group among participants who deem race and skin color to be “not very important” and a three percentage-point difference among participants who think it is “very important.” In the Netherlands, we find a substantially larger treatment effect associated with a twenty percentage-point difference in the distribution of responses on the perceived importance

Table 3. Predicted percentage point difference between control and treatment group on explanations of inequality

	Importance of race and skin color				
	“Not important at all”	“Not very important”	“Fairly important”	“Very important”	“Essential”
US		–3		+3	
NL	–5	–5	+6	+4	
	Importance of immigration or legal status				
	“Not important at all”	“Not very important”	“Fairly important”	“Very important”	“Essential”
US					
NL	–4	–5	+4	+5	

Note: Numbers indicate the percentage point difference associated with the information treatment across each of the five response categories, based on predictive margins estimated from an ordinal logistic regression model. All point differences are statistically significant from zero at $p < .05$. Empty cells indicate non-significant differences. Source: author’s sample ($n = 2079$).

of race and skin color, and an eighteen percentage-point difference for the perceived importance of immigration or legal status. As we saw with perceptions of inequality of opportunity in the Netherlands, the treatment seems to move people closer *toward* agreement, while falling short of fully endorsing either statement.

Although a between-country comparison of the magnitude of the average treatment effects cannot be readily made, we invariably find higher and more consistent treatment effects across dimensions of inequality in the Netherlands as compared to the United States. This difference likely reflects cultural differences in public perceptions of racial and ethnic inequalities. Coupled with the descriptive results discussed in the previous section, we have strong indication that the same information produces more of a shock to Dutch participants' belief systems and, as such, is more likely to affect belief change. At the same time, we cannot rule out compositional differences between the two national samples, to which we now turn by systematically comparing treatment effects between majority and minority group participants in the two countries.

How are minority and majority groups' inequality beliefs impacted by the provision of facts?

Table 4 presents the OLS regression estimates of conditional treatment effects by majority/minority group and by country. Results are based on the same statistical models as previously discussed, but additionally include an interaction term between the informational treatment and participants' majority or minority group status.

Considering perceptions of racial and ethnic equality of opportunity, we find a significant treatment effect across groups and countries; albeit varying in size and significance. We find a similarly sized treatment effect among ethnic and racial majority groups in the United States (0.41; 95% CI, 0.22 – 0.61) and the Netherlands (0.39; CI, 0.21 – 0.57). Among minority groups, however, the findings diverge. Whereas we observe a substantively large treatment effect in the Netherlands (0.56; 95% CI, 0.12 – 0.99), we find only a marginally significant treatment effect among U.S. minority group participants (0.30; 95% CI, 0.00 – 0.60).

Table 4. Conditional treatment effect of information about ethnic and racial inequality, by minority/majority group and country

Dimension	United States		Netherlands	
	Minority	Majority	Minority	Majority
Inequality of opportunity	0.30 [†] (0.15)	0.41*** (0.10)	0.56* (0.22)	0.39*** (0.09)
Combat discrimination	0.09 (0.15)	-0.01 (0.10)	0.27 (0.18)	0.10 (0.07)
Importance of race and skin color	-0.01 (0.13)	0.18* (0.08)	0.18 (0.15)	0.20** (0.06)
Importance of immigration status	0.05 (0.12)	0.09 (0.08)	0.29 [†] (0.15)	0.17** (0.06)

Note: Coefficients denote the conditional treatment effect of information by majority/minority group and country, estimated with ordinary least regression (standard errors in parenthesis).

[†] $p < 0.10$, * $p < 0.05$, ** $p < 0.01$, *** $p < 0.001$ (two-tailed).

Source: author's sample ($n = 2079$).

Turning to participants' belief that government bears responsibility for combating discrimination, we do not find evidence of a significant treatment effect for any of the groups we studied. As suggested above, quite possibly, these null findings represent a ceiling effect. We do note that the coefficient for ethnic minority group participants in the Netherlands is substantively large, but the standard error is such that we cannot rule out a null effect. This is reflective of the small size of the Dutch minority sample and constitutes a limitation of our study, to which we return in the conclusion.

Examining the perceived importance of race and skin color in shaping a person's chances of economic success, we find clear evidence of a significant treatment effect for the majority group in each country. That is, for White Americans (0.18; 95% CI, 0.02 – 0.34) and non-immigrant Whites in the Netherlands (0.20; 95% CI, 0.09 – 0.32), factual information describing racial and ethnic discrimination strengthens their belief that race matters for economic opportunities. Dutch majority group participants who received the informational treatment, similarly, are more convinced that immigration and legal status determines economic success (0.17; 95% CI, 0.04 – 0.29). We find comparable coefficients for Dutch minority group participants on both beliefs, albeit below the margin of statistical significance, whereas we find estimates approximating zero for the U.S. minority group.

Overall, then, we find evidence of *conditional* treatment effects by majority/minority group status. The evidence is most clear in the United States, where in each instance we find treatment effects of greater size and/or a higher level of significance among White participants. In the Netherlands, we observe the same general pattern but with the notable exception of an especially large treatment effect on minority group participants' perceptions of inequality of opportunity. Taken together, these findings lend some support to the idea that the same information may produce more of a shock to (non-immigrant) Whites whose experiences with discrimination are likely to be limited. It is encouraging to see signs of belief change following the provision of information; a finding we return to in our conclusion.

As for the transatlantic comparison, on the whole, we find stronger and more consistent signs of belief change among the Dutch, although our conclusions at points are tempered by our limited statistical power, owing to the small number of ethnic minorities in our sample. We read these patterns as the Dutch 'catching up,' so to speak, with the American public, when they are forced to reckon with previously unacknowledged ethnic and racial inequalities that are centerstage in the American public conversation.

Does political orientation moderate the impact of the provision of facts on inequality beliefs?

As a last step in the analysis, we consider the mediating role of political orientation on the uptake of information about inequality. That is, does a person's political identity impact whether and how they process information about inequality?

Table 5 summarizes what we learned. Starting with the United States, we highlight two notable findings. First, we observe an informational treatment effect on participants' perception of inequality of opportunity among Democrats (0.67; 95% CI, 0.31 – 1.02), Republicans (0.54; 95% CI, 0.06 – 1.01), as well as those who identify with neither party (0.34; 95% CI, 0.04 – 0.63). Substantively, this finding suggests that the informational treatment cuts across partisan lines; affecting moderate Democrats the same way as it does moderate Republicans. Our second key finding in the United States paints a markedly less rosy picture of partisan polarization. Rather than make all participants more supportive of the government's role in combating discrimination, our informational treatment seems to backfire with strong Republicans: following the provision of facts about racial discrimination,

participants who identify as strongly Republican are *less* supportive of the government fighting discrimination by half a point on our seven-point response scale (-0.52; 95% CI, -1.02 – -0.01).

In The Netherlands, we find no sign of the informational treatment backfiring with the far right. Quite the opposite, we observe a substantively large and statistically significant *positive* treatment effect among participants who identify as far right (0.84; 95% CI, 0.14 – 1.55), indicating much greater support for the government’s role in combating discrimination, following the provision of factual information about ethnic inequality. For the other three outcomes, we find consistent evidence of belief change across the political spectrum, especially among participants identifying as left-of-center or right-of-center.

Conclusion and Discussion

In this empirical application and attempt to address racism of omission, against the background of the Black Lives Matter movement and COVID-19 pandemic, we investigated how majority and minority groups across the Atlantic understand racial and ethnic inequalities and whether their beliefs are malleable in the face of facts describing the reality of such inequities. Our findings are threefold.

Table 5. Conditional treatment effect of information about ethnic and racial inequality, by political orientation and country

Dimension	United States				
	Strong democrat	Democrat	Neither	Republican	Strong Republican
Inequality of opportunity	0.26 (0.17)	0.67*** (0.19)	0.34* (0.15)	0.54* (0.25)	-0.10 (0.27)
Combat discrimination	-0.05 (0.16)	0.12 (0.17)	0.03 (0.13)	0.33 (0.23)	-0.52* (0.26)
Importance of race and skin color	-0.05 (0.14)	0.18 (0.15)	0.16 (0.12)	0.29 (0.20)	0.02 (0.22)
Importance of immigration status	-0.06 (0.13)	0.26† (0.14)	0.04 (0.12)	0.28 (0.19)	-0.13 (0.21)
Dimension	The Netherlands				
	Far left	Left	Center	Right	Far right
Inequality of opportunity	0.16 (0.38)	0.67** (0.21)	0.33** (0.12)	0.56** (0.17)	-0.18 (0.44)
Combat discrimination	-0.03 (0.30)	0.06 (0.17)	0.10 (0.09)	0.15 (0.14)	0.84* (0.36)
Importance of race and skin color	0.38 (0.25)	0.42** (0.14)	0.03 (0.08)	0.37** (0.11)	0.22 (-0.30)
Importance of immigration status	0.18 (0.26)	0.49*** (0.14)	0.07 (0.08)	0.25* (0.12)	-0.12 (-0.30)

Note: Coefficients denote the conditional treatment effect of information by political orientation and country, estimated with ordinary least regression (standard errors in parenthesis).

† < .10, *p < 0.05, **p < 0.01, ***p < 0.001 (two-tailed).

Source: author’s sample (n = 2079).

First, we find that a sizeable share of the American and, especially, Dutch population does not believe unambiguously that ethnic and racial minorities face unequal opportunities. In other words, we find that public perceptions of the racial opportunity structure contrast sharply with the well-documented findings from scholarly research and government reports (Inspectie van het Onderwijs 2020; Kraus et al., 2017; Quillian et al., 2019; Shores et al., 2020). These misperceptions are strongest among White Americans and the White, non-immigrant, majority in the Netherlands. Hence, beliefs about the nature of ethnic and racial inequality and opportunity support racism of omission on both sides of the Atlantic.

Second, and more optimistically, we find that providing people with factual information documenting these very inequalities, on the whole, increases their acknowledgement of the unequal racial and ethnic opportunity structure. At the same time, we find that the informational treatment is less likely to affect attitudinal change about the role of government and more deep-seated beliefs about the causes of inequalities (i.e., the perceived importance of race and skin color, and immigration and legal status, respectively, in aiding or obstructing economic success).

Third, we find that the same facts do not have the same effect on majority and minority groups' beliefs. By and large, we find that information about ethnic and racial inequalities produces more change with people in the majority group. We do not find evidence of partisan motivated reasoning. In fact, our findings indicate that facts about ethnic and racial inequality can impact the inequality beliefs of people across the political spectrum. This pattern is most pronounced in the Netherlands, where we also find an instance of substantial belief change among participants who identify as far right. By contrast, in the United States, we find an instance of the informational treatment backfiring with strong Republicans, who become *less* supportive of government fighting discrimination after the provision of facts about racial inequality. These findings echo those of Jonathan J. B. Mijs and colleagues (2022), who argue that the political challenge of tackling social inequalities in the U.S. context means confronting *within*-party polarization on the Democratic and, especially, Republican side.

Our findings have important implications for research, theory, and practice. Survey experiments, we believe, are a promising avenue for documenting racism of omission and for identifying the possibilities and limitations of information designed to change beliefs. The empirical differences between perceptions, explanations, and attitudes, as documented in our study, means that these are key distinctions to make when designing prompts and questions for quantitative and qualitative research alike. Perceptions, our findings suggest, may be more malleable than explanations and attitudes, especially those on contentious issues like race and inequality.

Our research is not without its limitations. Whereas the experimental nature of our study compensates for some of the typical trade-offs involved in survey research (e.g., internal vs. external reliability), our study suffers from similar constraints as other (quantitative) research which by its nature is ill equipped to give context to people's beliefs, cannot escape social desirability bias, and is unable to speak to the behavioral consequences of the documented attitudes. Our study is further limited by the small size of the minority-group sample in the Netherlands. Future research would do well to oversample ethnic and racial minority groups to document more precisely and definitively the between-group differences in beliefs and belief change suggested by our findings.

Theoretically, despite good reasons to expect majority group participants to be *less* likely to change their beliefs about ethnic and racial inequality (Bobo et al., 2012; Hunt 2007; Hunt and Smith 2022), our research indicates what looks like a greater readiness for belief change among White, non-immigrant, participants. We make sense of this finding as the greater likelihood of the same information constituting a 'shock' to majority group

participants' beliefs. The upside is that impartially presented factual information could cut across group divides even in politically, ethnically, and racially polarized societies like the United States and the Netherlands.

Our findings also point to country context as a crucial mediating variable; the same information tends to make much more of a splash in the Netherlands than it does in the United States. One interpretation of this country-difference in treatment effects is of a floor effect, meaning that information produces greater belief change as ignorance about ethnic and racial inequalities in the Netherlands is greater than in the United States. Another way to make sense of this finding is that Dutch society's denial of its racist past and the peripherality of race is more easily punctured by the provision of information than the American myth of equal opportunity.

To policy and practice, then, the documented effectiveness of informational provision may provide tools for activists and policymakers looking to raise awareness about inequalities and inequities. For instance, informational interventions could take the form of educational curricular reform (cf. Donovan 2017; Stewart et al., 2012) or of nonpartisan NGO campaigning and government information provision (cf. McCall et al., 2017; Mijs and Hoy, 2021; Onyeador et al., 2021). Such efforts to document and disclose discrimination may prove to be an effective vehicle to raise awareness, confront racism of omission, and foster a fact-based public conversation about racial and ethnic inequalities.

Supplementary material

The supplementary material for this article can be found at <http://doi.org/10.1017/S1742058X23000140>.

Acknowledgements

We benefited from helpful feedback from Debby Carr, Carly Mast, Shradda Pingali, Kate Sandage, Jessica Simes, Ian Sue Wing, and Wesley Wildman. We also thank the editors and an anonymous Reviewer 2 for their constructive comments. We gratefully acknowledge funding from the Center for Interdisciplinary Social Science at Boston University which supported the yearlong undergraduate research internship of which this paper is the product. In addition, the first author received funding from a Veni grant from the Nederlandse Organisatie voor Wetenschappelijk Onderzoek (NWO), grant no. VI.Veni.201S.003.

References

- Ahmed, Faheem, Na'eem Ahmed, Christopher Pissarides, and Joseph Stiglitz (2020). Why Inequality Could Spread COVID-19. *The Lancet Public Health*, 5(5): e240.
- Alesina, Alberto, Stefanie Stantcheva, and Edoardo Teso (2018). Intergenerational Mobility and Preferences for Redistribution. *American Economic Review*, 108(2): 521–554.
- Andriessen, Iris, Justin Hoegen Dijkhof, Ab van der Torre, Ine Pulles, Jurjen Iedema, and Marian de Voogd-Hamelink (2020). *Ervaren Discriminatie in Nederland II*. The Hague: Sociaal en Cultureel Planbureau.
- Andriessen, Iris, Eline Nievers, Jaco Dagevos, and Laila Faulk (2012). Ethnic Discrimination in the Dutch Labor Market: Its Relationship with Job Characteristics and Multiple Group Membership. *Work and Occupations*, 39(3): 237–269.
- Beaman, Jean (2021a). Towards a Reading of Black Lives Matter in Europe. *JCMS: Journal of Common Market Studies*, 59(S1): 103–114.
- Beaman, Jean (2021b). France's Ahmeds and Muslim Others: The Entanglement of Racism and Islamophobia. *French Cultural Studies*, 32(3): 269–279.

- Billingham, Chase M., and Matthew O. Hunt (2016). School Racial Composition and Parental Choice New Evidence on the Preferences of White Parents in the United States. *Sociology of Education*, 89(2): 99–117.
- BNNVARA (2020). Waarom Zien Mensen Het Coronavirus Als ‘Vrijkaart’ Voor Discriminatie van Chinezen? *BNNVARA*, February 7. Hilversum.
- Bobo, Lawrence D. (2017). Racism in Trump’s America: Reflections on Culture, Sociology, and the 2016 U.S. Presidential Election. *The British Journal of Sociology*, 68(S1): S85–104.
- Bobo, Lawrence D., Camille Z. Charles, Maria Krysan, and Alicia D. Simmons (2012). The Real Record on Racial Attitudes. In Peter V. Marsden (Ed.), *Social Trends in American Life: Findings from the General Social Survey since 1972*, pp. 38–83. Princeton, NJ: Princeton University Press.
- Bobo, Lawrence D., and Vincent L. Hutchings (1996). Perceptions of Racial Group Competition: Extending Blumer’s Theory of Group Position to a Multiracial Social Context. *American Sociological Review*, 61(6): 951–972.
- Bobo, Lawrence D., James R. Kluegel, and Ryan A. Smith (1997). Laissez-Faire Racism: The Crystallization of a Kinder, Gentler, Antiblack Ideology. In S. A. Tuch and J. K. Martin (Eds.), *Racial Attitudes in the 1990s: Continuity and Change*, pp. 93–120. Westport, CT: Praeger.
- Bolsen, Toby, James N. Druckman, and Fay Lomax Cook (2014). The Influence of Partisan Motivated Reasoning on Public Opinion. *Political Behavior*, 36(2): 235–262.
- Bonilla-Silva, Eduardo (2006). *Racism Without Racists: Color-Blind Racism and the Persistence of Racial Inequality in America*. Lanham, MD: Rowman & Littlefield.
- Bonilla-Silva, Eduardo (2022). Color-Blind Racism in Pandemic Times. *Sociology of Race and Ethnicity*, 8(3): 343–354. <https://journals.sagepub.com/doi/pdf/10.1177/2332649220941024> (accessed September 20, 2023).
- Boulila, Stefanie Claudine (2019). Race and Racial Denial in Switzerland. *Ethnic and Racial Studies*, 42(9): 1401–1418.
- Botleg, Lisa (2020). We’re Not All in This Together: On COVID-19, Intersectionality, and Structural Inequality. *American Journal of Public Health*, 110(7): 917. <https://ajph.aphapublications.org/doi/full/10.2105/AJPH.2020.305766> (accessed February 3, 2022).
- Breen, Richard, Kristian Bernt Karlson, and Anders Holm (2018). Interpreting and Understanding Logits, Probits, and Other NonLinear Probability Models. *Annual Review of Sociology*, 44(1): 39–54.
- Broekroelofs, René (2020). *Coronavirus Maakt Discriminatie van Chinezen Weer Zichtbaar*. Utrecht: Kennisplatform inclusief samenleven.
- Brubaker, Rogers (2009). Ethnicity, Race, and Nationalism. *Annual Review of Sociology*, 35(1): 21–42.
- Çankaya, Sinan, and Paul Mepschen (2019). Facing Racism: Discomfort, Innocence and the Liberal Peripheralisation of Race in the Netherlands. *Social Anthropology*, 27(4): 626–640.
- Chauvin, Sébastien, Yannick Coenders, and Timo Koren (2018). Never Having Been Racist: Explaining the Blackness of Blackface in the Netherlands. *Public Culture*, 30(3): 509–526.
- Chetty, Raj, Nathaniel Hendren, Maggie R Jones, and Sonya R Porter (2020). Race and Economic Opportunity in the United States: An Intergenerational Perspective. *The Quarterly Journal of Economics*, 135(2): 711–783.
- Clifford, Scott, Geoffrey Sheagley, and Spencer Piston (2021). Increasing Precision without Altering Treatment Effects: Repeated Measures Designs in Survey Experiments. *American Political Science Review*, 115(3): 1048–1065.
- Coenders, Marcel, Marcel Lubbers, Peer Scheepers, and Maykel Verkuyten (2008). More than Two Decades of Changing Ethnic Attitudes in the Netherlands. *Journal of Social Issues*, 64(2): 269–285.
- Crul, Maurice, and Jeroen Doomernik (2003). The Turkish and Moroccan Second Generation in the Netherlands: Divergent Trends between and Polarization within the Two Groups. *International Migration Review*, 37(4): 1039–1064.
- Dalton, Russell J. (2008). The Quantity and the Quality of Party Systems: Party System Polarization, Its Measurement, and Its Consequences. *Comparative Political Studies*, 41(7): 899–920.
- Damhuis, Koen (2020). *Roads to the Radical Right: Understanding Different Forms of Electoral Support for Radical Right-Wing Parties in France and the Netherlands*. Oxford, UK: Oxford University Press.
- Davidai, Shai, and Jesse Walker (2022). Americans Misperceive Racial Disparities in Economic Mobility. *Personality and Social Psychology Bulletin*, 48(5): 793–806.
- Derous, Eva (2011). Geen baan voor een Marokkaan?: Discriminatie bij cv-screening nader bekeken. *Gedrag & Organisatie*, 24(2): 139–164.
- Donovan, Brian M. (2017). Learned Inequality: Racial Labels in the Biology Curriculum Can Affect the Development of Racial Prejudice. *Journal of Research in Science Teaching*, 54(3): 379–411.
- Duyvendak, J. (2011). *The Politics of Home: Belonging and Nostalgia in Europe and the United States*. London: Palgrave Macmillan.

- Duyvendak, Jan Willem, and Peter Scholten (2012). Deconstructing the Dutch Multicultural Model: A Frame Perspective on Dutch Immigrant Integration Policymaking. *Comparative European Politics*, 10(3): 266–282.
- Emerson, Michael O., Elizabeth Korver-Glenn, and Kiara W. Douds (2015). Studying Race and Religion: A Critical Assessment. *Sociology of Race and Ethnicity*, 1(3): 349–359.
- Fredrickson, George M. (2002). *Racism: A Short History*. Princeton, NJ: Princeton University Press.
- Garen, Micah, Marie-Helene Carleton, and Justine Swaab (2019). Black Pete Tradition ‘Dutch Racism in Full Display.’ *Al Jazeera*. <https://www.aljazeera.com/features/2019/11/27/zwarte-piet-black-pete-is-dutch-racism-in-full-display/> (accessed September 25, 2023).
- Ghorashi, Halleh (2014). *Racism and “the Ungrateful Other” in the Netherlands*. Leiden: Brill.
- Ghorashi, Halleh (2020). Taking Racism beyond Dutch Innocence. *European Journal of Women’s Studies*, 30(1S): 16S–21S.
- Gilens, Martin (2009). *Why Americans Hate Welfare: Race, Media, and the Politics of Antipoverty Policy*. Chicago, IL: University of Chicago Press.
- Gracia, Pablo, Lucía Vázquez-Quesada, and Herman G. Van de Werfhorst (2016). Ethnic Penalties?: The Role of Human Capital and Social Origins in Labour Market Outcomes of Second-Generation Moroccans and Turks in the Netherlands. *Journal of Ethnic and Migration Studies*, 42(1): 69–87.
- Greene, William H. (2012). *Econometric Analysis*. London: Pearson.
- Het Parool (2020). Aangifte om vernielen bloemenkransen bij Joods monument in Baarn. *Het Parool*. Amsterdam.
- Hochschild, Jennifer L. (1996). *Facing Up to the American Dream: Race, Class, and the Soul of the Nation*. Princeton, NJ: Princeton University Press.
- Hondius, Dienke (2014). *Black Dutch Voices: Reports from a Country That Leaves Racism Unchallenged*. Leiden: Brill.
- Horton, James Oliver, and Johanna C. Kardux (2004). Slavery and the Contest for National Heritage in the United States and the Netherlands. *American Studies International*, 42(2/3): 51–74.
- Hunt, Matthew O. (2002). Religion, Race/Ethnicity, and Beliefs about Poverty. *Social Science Quarterly*, 83(3): 810–831.
- Hunt, Matthew O. (2007). African American, Hispanic, and White Beliefs about Black/White Inequality, 1977–2004. *American Sociological Review*, 72(3): 390–415.
- Hunt, Matthew O. (2014). Ideologies. In J. D. McLeod, E. J. Lawler, and M. Schwalbe (Eds.), *Handbook of the Social Psychology of Inequality*, pp. 325–352. Dordrecht: Springer.
- Hunt, Matthew O., Paul R. Croll, and Maria Krysan (2022). Public Beliefs about the Black/White Socioeconomic Status Gap: What’s ‘Upbringing’ Got to Do with It? *Social Science Quarterly*, 103(1): 82–89.
- Hunt, Matthew O., and Ryan A. Smith (2022). White Americans’ Opposition to Affirmative Action, Revisited: New Racism, Principled Objections, or Both? *Social Currents*, 9(2): 107–117.
- Inspectie van het Onderwijs (2020). *Staat van Het Onderwijs 2020*. Utrecht: Inspectie van het Onderwijs.
- ISSP Research Group (2018). *International Social Survey Programme 2019 Social Inequality V. Final Questionnaire*. Cologne: GESIS.
- Kalmijn, M., and G. Kraaykamp (2003). Dropout and Downward Mobility in the Educational Career: An Event-History Analysis of Ethnic Schooling Differences in the Netherlands. *Educational Research and Evaluation*, 9(3): 265–287.
- Kam, Cindy D., and Marc J. Trussler (2017). At the Nexus of Observational and Experimental Research: Theory, Specification, and Analysis of Experiments with Heterogeneous Treatment Effects. *Political Behavior*, 39(4): 789–815.
- Kim, Sage J., and Wendy Bostwick (2020). Social Vulnerability and Racial Inequality in COVID-19 Deaths in Chicago. *Health Education & Behavior*, 47(4): 509–513.
- Kluegel, James R., and Lawrence D. Bobo (2001). Perceived Group Discrimination and Policy Attitudes: The Sources and Consequences of the Race and Gender Gaps. In A. O’Connor, C. Tilly, and L. D. Bobo (Eds.), *Urban Inequality: Evidence from Four Cities*, pp. 163–213. New York: Russell Sage Foundation.
- Kluegel, James R., and Eliot R. Smith (1986). *Beliefs About Inequality: Americans’ Views of What Is and What Ought to Be*. New York: Transaction Publishers.
- Kraus, Michael W., Ivuoma N. Onyeador, Natalie M. Daumeyer, Julian M. Rucker, and Jennifer A. Richeson (2019). The Misperception of Racial Economic Inequality. *Perspectives on Psychological Science*, 14(6): 899–921.
- Kraus, Michael W., Julian M. Rucker, and Jennifer A. Richeson (2017). Americans Misperceive Racial Economic Equality. *Proceedings of the National Academy of Sciences*, 114(39): 10324–10331.
- Krysan, Maria (2000). Prejudice, Politics, and Public Opinion: Understanding the Sources of Racial Policy Attitudes. *Annual Review of Sociology*, 26(1): 135–168.
- Kuipers, Giseline (2013). The Rise and Decline of National Habitus: Dutch Cycling Culture and the Shaping of National Similarity. *European Journal of Social Theory*, 16(1): 17–35.
- Lechner, Frank J. (2012). *The Netherlands: Globalization and National Identity*. New York: Routledge.

- Lentin, Alana (2008). Europe and the Silence about Race. *European Journal of Social Theory*, 11(4): 487–503.
- Lin, Winston (2013). Agnostic Notes on Regression Adjustments to Experimental Data: Reexamining Freedman's Critique. *Annals of Applied Statistics*, 7(1): 295–318.
- Little, Becky (2018). The 'Black Pete' Christmas Character Is Dividing a Country. *National Geographic*. <https://www.nationalgeographic.com/history/article/black-pete-christmas-zwarte-piet-dutch> (accessed September 25, 2023).
- Maliepaard, Mieke, and Mérove Gijsberts (2012). *Moslim in Nederland 2012*. The Hague: Sociaal en Cultureel Planbureau.
- Mason, David (1994). On the Dangers of Disconnecting Race and Racism. *Sociology*, 28(4): 845–858.
- McCall, Leslie, Derek Burk, Marie Laperrrière, and Jennifer A. Richeson (2017). Exposure to Rising Inequality Shapes Americans' Opportunity Beliefs and Policy Support. *Proceedings of the National Academy of Sciences*, 114(36): 9593–9598.
- Mijs, Jonathan J. B. (2018a). Visualizing Belief in Meritocracy, 1930–2010. *Socius*, 4(1).
- Mijs, Jonathan J. B. (2018b). Inequality Is a Problem of Inference: How People Solve the Social Puzzle of Unequal Outcomes. *Societies*, 8(3): 64.
- Mijs, Jonathan J. B., and Christopher Hoy (2021). How Information about Inequality Impacts Belief in Meritocracy: Evidence from a Randomized Survey Experiment in Australia, Indonesia, and Mexico. *Social Problems*, 69(1): 91–122.
- Mijs, Jonathan J. B., Willem de Koster, and Jeroen van der Waal (2022). Belief Change in Times of Crisis: Providing Facts about COVID-19-Induced Inequalities Closes the Partisan Divide but Fuels Intra-Partisan Polarization about Inequality. *Social Science Research*, 104: 102692.
- Morgan, Stephen L. (2022). Prejudice, Bigotry, and Support for Compensatory Interventions to Address Black-White Inequalities: Evidence from the General Social Survey, 2006 to 2020. *Sociological Science*, 8: 1–26.
- Mutsaers, P., H. G. Siebers, and A. de Ruijter (2014). Becoming a Minority: Ethno-Manufacturing in the Netherlands. In J. Tripathy and S. Padmanabhan (Eds.), *Becoming Minority*, pp. 174–195. New Delhi: Sage Publications Ltd.
- NOS (2017). Auschwitzmonument in Amsterdam opnieuw beschadigd. *NOS*.
- Onyedor, Ivuoma N., Natalie M. Daumeyer, Julian M. Rucker, Ajua Duker, Michael W. Kraus, and Jennifer A. Richeson (2021). Disrupting Beliefs in Racial Progress: Reminders of Persistent Racism Alter Perceptions of Past, But Not Current, Racial Economic Equality. *Personality and Social Psychology Bulletin*, 47(5): 753–765.
- Pager, Devah (2003). The Mark of a Criminal Record. *American Journal of Sociology*, 108(5): 937–975.
- Pettigrew, Thomas F., and Linda R. Tropp (2006). A Meta-Analytic Test of Intergroup Contact Theory. *Journal of Personality and Social Psychology*, 90: 751–783.
- Pillay, Navi (2013). *Black Pete & Sinterklaas: UN Experts Encourage Respectful National Debate on Dutch Tradition*. New York: United Nations Human Rights.
- Pinto-Coelho, Joanna Marie, and Tukufu Zuberi (2015). Segregated Diversity. *Sociology of Race and Ethnicity*, 1(4): 475–489.
- Postma, Johannes (1990). *The Dutch in the Atlantic Slave Trade, 1600–1815*. Cambridge, UK: Cambridge University Press.
- Quillian, Lincoln, Anthony Heath, Devah Pager, Arnfinn H. Midtbøen, Fenella Fleischmann, and Ole Hexel (2019). Do Some Countries Discriminate More than Others?: Evidence from 97 Field Experiments of Racial Discrimination in Hiring. *Sociological Science*, 6: 467–496.
- Quillian, Lincoln, and John J. Lee (2023). Trends in Racial and Ethnic Discrimination in Hiring in Six Western Countries. *Proceedings of the National Academy of Sciences*, 120(6): e2212875120.
- Quinn, David M. (2020). Experimental Effects of 'Achievement Gap' News Reporting on Viewers' Racial Stereotypes, Inequality Explanations, and Inequality Prioritization. *Educational Researcher*, 49(7): 482–492.
- Rich, Peter, and Ann Owens (2023). Neighborhood–School Structures: A New Approach to the Joint Study of Social Contexts. *Annual Review of Sociology*, 49(1): 297–317.
- Shepherd, Hana, Norah MacKendrick, and G. Cristina Mora (2020). Pandemic Politics: Political Worldviews and COVID-19 Beliefs and Practices in an Unsettled Time. *Socius*, 6: 2378023120972575.
- Shores, Kenneth, Ha Eun Kim, and Mela Still (2020). Categorical Inequality in Black and White: Linking Disproportionality Across Multiple Educational Outcomes. *American Educational Research Journal*, 57(5): 2089–2131.
- Shostak, Sara, Jeremy Freese, Bruce G. Link, and Jo C. Phelan (2009). The Politics of the Gene: Social Status and Beliefs about Genetics for Individual Outcomes. *Social Psychology Quarterly*, 72(1): 77–93.
- Siebers, Hans, and Marjolein HJ Dennissen (2015). Is It Cultural Racism?: Discursive Exclusion and Oppression of Migrants in the Netherlands. *Current Sociology*, 63(3): 470–489.

- Stewart, Tracie L., Ioana M. Latu, Nyla R. Branscombe, Nia L. Phillips, and H. Ted Denney (2012). White Privilege Awareness and Efficacy to Reduce Racial Inequality Improve White Americans' Attitudes Toward African Americans. *Journal of Social Issues*, 68(1): 11–27.
- Suhay, Elizabeth, Marko Klasnja, and Gonzalo Rivero (2020). Ideology of Affluence: Rich Americans' Explanations for Inequality and Attitudes toward Redistribution. *The Journal of Politics*, 83(1): 367–380.
- The Colonial Williamsburg Foundation (2022). Dutch Slave Trade | Slavery and Remembrance. <http://slaveryandremembrance.org/articles/article/?id=A0145> (accessed May 17, 2022).
- Tijssen, Lex, Frank van Tubergen, Marcel Coenders, Robert Hellpap, and Suzanne Jak (2021). Discrimination of Black and Muslim Minority Groups in Western Societies: Evidence From a Meta-Analysis of Field Experiments. *International Migration Review*, 56(3): 843–880.
- Van De Werfhorst, Herman G., and Frank Van Tubergen (2007). Ethnicity, Schooling, and Merit in the Netherlands. *Ethnicities*, 7(3): 416–444.
- Van den Berg, C. J. W., L. Blommaert, C. C. J. H. Bijleveld, and S. Ruiter (2020). Employment Opportunities for Ex-Offenders: A Field Experiment on How Type of Crime and Applicants' Ethnic Background Affect Employment Opportunities for Low-Educated Men in the Netherlands. *Research in Social Stratification and Mobility*, 65: 100476.
- Vossen, Koen (2016). *The Power of Populism: Geert Wilders and the Party for Freedom in the Netherlands*. London: Routledge.
- Walters, Pamela Barnhouse (2001). Educational Access and the State: Historical Continuities and Discontinuities in Racial Inequality in American Education. *Sociology of Education*, 74(e): 35–49.
- Wimmer, Andreas (2013). *Ethnic Boundary Making. Institutions, Power, Networks*. Oxford, UK: Oxford University Press.
- Winant, Howard (2000). Race and Race Theory. *Annual Review of Sociology*, 26(1): 169–185.
- Wingfield, Adia Harvey, and Koji Chavez (2020). Getting In, Getting Hired, Getting Sideways Looks: Organizational Hierarchy and Perceptions of Racial Discrimination. *American Sociological Review*, 85(1): 31–57.

Jonathan Mijs is Assistant Professor of sociology at Boston University and a Veni Fellow at the Erasmus University Rotterdam. His research examines perceptions, explanations, and attitudes about racial and economic inequality in the context of segregation and growing fault lines between rich and poor.

Nikki Huang is a MA student at the University of Chicago and a Boston University alumna with a BA in sociology and a minor in innovation and entrepreneurship. Her interests lie in the intersection of global, cultural, and economic sociology as well as the study of organizations.

Will Regan is a Boston University alumnus with a BA in computer science and statistics and a minor in sociology. He is interested in data science's intersection with sociology and public policy.

Cite this article: Mijs, Jonathan J. B., Anna Dominique (Nikki) Herrera Huang, and William Regan (2023). Confronting Racism of Omission: Experimental Evidence of the Impact of Information about Ethnic and Racial Inequality in the United States and the Netherlands. *Du Bois Review: Social Science Research on Race*, 1–23. <https://doi.org/10.1017/S1742058X23000140>