

Temporary employment in Europe: stagnating rates and rising risks

Latner, Jonathan P.

Veröffentlichungsversion / Published Version

Zeitschriftenartikel / journal article

Empfohlene Zitierung / Suggested Citation:

Latner, J. P. (2022). Temporary employment in Europe: stagnating rates and rising risks. *European Societies*, 24(4), 383-408. <https://doi.org/10.1080/14616696.2022.2072930>

Nutzungsbedingungen:

Dieser Text wird unter einer CC BY-NC-ND Lizenz (Namensnennung-Nicht-kommerziell-Keine Bearbeitung) zur Verfügung gestellt. Nähere Auskünfte zu den CC-Lizenzen finden Sie hier:

<https://creativecommons.org/licenses/by-nc-nd/4.0/deed.de>

Terms of use:

This document is made available under a CC BY-NC-ND Licence (Attribution-Non Commercial-NoDerivatives). For more information see:

<https://creativecommons.org/licenses/by-nc-nd/4.0>



Temporary employment in Europe: stagnating rates and rising risks

Jonathan P. Latner

To cite this article: Jonathan P. Latner (2022) Temporary employment in Europe: stagnating rates and rising risks, *European Societies*, 24:4, 383-408, DOI: [10.1080/14616696.2022.2072930](https://doi.org/10.1080/14616696.2022.2072930)

To link to this article: <https://doi.org/10.1080/14616696.2022.2072930>



© 2022 The Author(s). Published by Informa UK Limited, trading as Taylor & Francis Group



[View supplementary material](#)



Published online: 29 May 2022.



[Submit your article to this journal](#)



Article views: 2098



[View related articles](#)




[View Crossmark data](#)



Citing articles: 1 [View citing articles](#)

Temporary employment in Europe: stagnating rates and rising risks

Jonathan P. Latner 

Department of Sociology, University of Bamberg, Bamberg, Germany



ABSTRACT


There is a perception that temporary employment is rising in Europe but there is little evidence to support this. If one takes the position that temporary employment should be rising due to large structural changes in European labor markets, then stagnating trends represents something of a puzzle. I examine the puzzle by applying a life-course approach to understand the distribution and trends in temporary employment among prime-age workers in 31 European countries. I compare and contrast changes in the temporary employment rate in a single period of time using cross-sectional data from the European Labour Force Survey (LFS), with changes in the risk of experiencing temporary employment in multiple periods of time using longitudinal data from the European Survey of Income and Living Conditions (SILC). Results from cross-sectional data suggest that between 1996 and 2007, the temporary employment rate increased in Europe by 28%, but between 2007 and 2019, there was little change. By contrast, results from panel data suggest that between 2013 and 2019, the risk of experiencing at least one temporary employment contract rose 36%. Over time, the temporary employment rate stagnated, but the temporary employment risk rose. The contribution provides insight into the nature of employment experiences associated with insecurity.

ARTICLE HISTORY Received 26 April 2021; Accepted 27 April 2022

EDITED BY Patrick Präg

KEYWORDS Temporary employment; trends and distribution; life course; international comparison; labor markets; Europe

CONTACT Jonathan P. Latner  jonathan.latner@uni-bamberg.de  Lehrstuhl für Soziologie, insbesondere Methoden der empirischen Sozialforschung, Universität Bamberg, Feldkirchenstraße 21, 96045 Bamberg, Germany.

 Supplemental data for this article can be accessed online at <http://dx.doi.org/10.1080/14616696.2022.2072930>

Replication files are located on the authors GitHub site and at Harvard Dataverse repository: <https://doi.org/10.7910/DVN/ZBLXPR>

This article has been corrected with minor changes. These changes do not impact the academic content of the article.

© 2022 The Author(s). Published by Informa UK Limited, trading as Taylor & Francis Group

This is an Open Access article distributed under the terms of the Creative Commons Attribution-NonCommercial-NoDerivatives License (<http://creativecommons.org/licenses/by-nc-nd/4.0/>), which permits non-commercial re-use, distribution, and reproduction in any medium, provided the original work is properly cited, and is not altered, transformed, or built upon in any way.

1. Introduction

It is often stated that temporary employment is rising in Europe (Biegert and Kühhirt 2018; ter Weel 2018; Crouch 2019; Högberg *et al.* 2019; Reichenberg and Berglund 2019). And with good reason. The expectation is that temporary employment should be rising due to a profound restructuring of European labor markets since the 1970s (Esping-Andersen and Regini 2000). A primary reason was that in the 1970s and 1980s, high levels of unemployment and low levels of economic growth characterized many European economies (Giersch 1985). Compared to the United States, many feared that Europe was falling behind (OECD 2003). In the mid-1990s, to address the problem, the Organization for Economic Co-operation and Development (OECD) recommended policy changes to make labor markets more flexible (1994 1996). Most countries implemented some variation of the recommendations. Since then, labor market performance improved (OECD 2006, 7), but employment has also become less standardized (Barbieri 2009).

However, since 2000, there is little change in the incidence and distribution of nonstandard work in Europe (Bernhardt 2014; Pyöriä and Ojala 2016; Lewchuk 2017). There are two main types of nonstandard employment relations, involuntary part-time work and temporary employment (Kalleberg 2018). According to OECD.Stat, average levels of involuntary, part-time work are rising, but levels are low, from 3% in 2000 to 5% in 2018. In contrast, average levels of temporary employment are much higher, but remained virtually unchanged, from 13% in 2000 to 14% in 2018. I focus on temporary employment not only because it is a more prominent form of nonstandard work, but also because it is not rising, despite expectations to the contrary. Further, even though there are large differences in levels of temporary employment between countries and demographic groups, there is little change over time within countries and demographic groups (Gebel and Giesecke 2009; Allmendinger *et al.* 2013; Eurofound 2015; OECD 2015, ch. 4).

If one takes the position that temporary employment should be rising due to large structural changes in European labor markets, then stagnating trends represents something of a puzzle. One possibility is that temporary employment is not rising because other large social forces counteract the structural reasons that otherwise predict a higher incidence of temporary work. For example, in Europe, technological change increases employment growth at the top of the skill spectrum and decreases it at the bottom (Oesch and Piccitto 2019). The problem is that temporary employment is concentrated at the bottom of the skills spectrum (Gebel and Giesecke

2016), where employment is declining. The point is that there are good reasons to expect little change in the incidence of temporary work.

An alternative explanation is that temporary employment is rising, but the data may underestimate both the size and growth (Howell and Kalleberg 2019). I examine the puzzle by applying a life course approach to understand the distribution and trends in temporary employment in Europe among prime-age workers. Distinct from previous research, I use both cross-sectional data from the European Labor Force Survey (EU-LFS), which surveys different individuals in different time periods, and panel data from the European Survey of Income and Living Conditions (EU-SILC), which surveys the same individuals in different time periods. In so doing, I distinguish between the temporary employment rate in one time period from temporary employment risk in multiple time periods and distinguish between the risk of experiencing temporary employment from the frequency or duration of temporary contracts (i.e. 'spells').

The result is a more complete accounting of trends and the distribution of temporary employment. Cross-sectional data suggests that between 1996 and 2007, the temporary employment rate increased in Europe by 28%, as well as within most countries and demographic groups, but between 2007 and 2019, the temporary employment rate remained virtually unchanged. Therefore, general claims about rising temporary employment rates in Europe are outdated unless one is referring to specific countries, demographic groups, or time periods.

By contrast, panel data suggest that the temporary employment risk is not only much higher than the rate but is also rising, especially after 2013. Since the 2013 panel wave, the risk of experiencing at least one temporary employment contract rose 36%. At the same time, there was little change in the distribution of rising risk between demographic groups or countries. Further, the risk of receiving a multi-year contract is rising and the risk of receiving multiple contracts is constant or declining. Together, the interpretation is that the relative insecurity within temporary employment may be declining even as the risk of experiencing a temporary contract is rising.

Comparing and contrasting results from two different data types reveals something about the nature of employment insecurity associated with temporary employment that is not otherwise understood if one uses only cross-sectional or panel data. Here, insecurity is objectively defined as employment insecurity, as measured by contract type. Relative to permanent contracts, temporary contracts not only have lower levels of employment security and stability, by definition of the contract itself but also offer lower average wages and benefits (Eurofound 2015, ch. 4).

The temporary employment risk in Europe is more than double that of the temporary employment rate. Therefore, the experience of employment insecurity is much more common than would otherwise be understood to be true if one only focused on the temporary employment rate. Further, unlike the temporary employment rate, the temporary employment risk is rising. Therefore, the evidence suggests that increasing labor market flexibility did come at the cost of rising employment insecurity, but in a way not yet quantified. The nature of employment insecurity that is captured by the temporary employment rate is not rising. Instead, it is the temporary employment risk that is rising.

2. Background

2.1. Arguments for rising temporary employment

Previous literature offers three broad approaches for explaining differences and change in temporary employment levels and trends: welfare regime typology, precariousness and dualization (Hipp *et al.* 2015). In Europe, the literature on welfare regimes emphasizes the role of labor market institutions on levels of temporary work, especially the rules and regulations that govern collective bargaining agreements between employers and unions as well as employment protection legislation (Giesecke and Groß 2004). Differences between countries in their labor market institutions are often categorized into a typology of welfare regimes that are correlated with country-clusters (Esping-Andersen and Regini 2000), Liberal (Anglophone), Mediterranean (Southern), Conservative (Continental), Social Democratic (Nordic) and Post-communist (Eastern) (Van Lancker 2012). While far from perfect, the typology captures the general idea that one should expect differences between countries in levels of temporary employment owing to differences in labor market regulation. Specifically, levels are lower in Anglophone countries with flexible labor markets and higher in Southern countries with more segmented labor markets, with Continental, Nordic and Eastern European countries somewhere in between those extremes.

The literature on precariousness emphasizes change over time in levels of insecurity captured by nonstandard work arrangements. Work became more precarious because of a decades-long shift from the coordinated market economy to the liberal market economy (Thelen 2014). In the first half of the twentieth century, the labor market was divided into a primary and secondary segment, which was distinguished by job

quality. Employers relied on the primary segment to meet long-term demand for labor and the secondary segment to meet their short-term demand for labor. Beginning in the 1970s, owing in part to a series of economic crises, new thinking emerged (OECD 1986). Labor market segmentation discouraged employers from hiring new employees, even in times of economic prosperity, owing to the challenge of firing employees in times of economic decline or change (Lazear 1990).

Increasing economic growth required a new solution. In the 1990s, the OECD released *The Jobs Study* (1994) and *The Jobs Strategy* (1996). These reports included nine policy recommendations, all of which were designed to reduce labor market segmentation and increase labor market flexibility. The problem is that adopting American style, pro-competitive reforms decreased unemployment and increased labor force participation, but other elements were imported as well, like the job insecurity that comes with employment-at-will, as approximated by the European use of temporary contracts (OECD 2006). This implies a trade-off between flexibility and employment security (Muffels 2014). As evidence, since 2000, temporary employment accounts for the majority of new job growth (Eurofound 2015, Fig. 6). Therefore, the expectation is that levels of temporary employment are rising.

The literature on dualization emphasizes the growing compositional differences between regular and nonstandard jobs (Emmenegger *et al.* 2012). The primary and secondary segments described above were not equally distributed across population groups with primary segments dominated by prime-aged, educated, men. As labor markets became more flexible and labor force participation rates rose, the composition of the workforce also changed, especially with respect to age and gender. Dualization describes the process of protecting the primary segment from the consequences of providing employers with more flexibility, and exposing the secondary segment, especially women (Gash and McGinnity 2007), younger workers (Allmendinger *et al.* 2013) and those with less education (Gebel and Giesecke 2009). This process is also referred to as ‘recommodification of risks’ (Breen 1997). Therefore, the expectation is that rising levels of temporary employment are distributed unequally across the population and concentrated in more vulnerable groups.

2.2. Arguments against rising temporary employment

There are two main arguments against the idea that temporary employment should be rising. One emphasizes the role of technological change

on the demand for labor by skill. In most European countries, workers with low levels of education face the highest relative risk of holding a temporary contract (Gebel and Giesecke 2016). While employment polarization by skill characterizes the more liberal labor markets in America and the United Kingdom, institutions in the more regulated European continental countries channel technological change into various patterns of upgrading, with increases at the top of the skill spectrum and declines at the bottom (Oesch and Piccitto 2019). Therefore, one should not expect temporary employment to be rising at the population level if employment is rising in high-skill occupations, where temporary employment is not dominant, and declining in low-skill occupations, where temporary employment is dominant.

Another plausible mechanism emphasizes the role of educational expansion. The job security that comes with a permanent contract is a valuable asset, which some workers may be willing to trade (Gervasi and McGuinness 2018). Developments towards a higher educated population give labor supply more power to secure a better job match. The assumption is that job match refers to skills match, but other preferences also exist. Some may prefer to trade higher education for more job security, albeit at the cost of skills match, i.e. over education. As evidence, over education is more likely in permanent employment, especially in segmented labor markets where a permanent contract is more valuable (Ortiz 2010). Therefore, rising levels of education may offset rising levels of temporary employment at the population level. The broader point is that there are good reasons to expect little change in the incidence of temporary work.

2.3. A life course approach

An alternative explanation is that temporary employment is rising, but is hidden in the data. Previous research on temporary employment trends in Europe used cross-sectional data. The problem is that cross-sectional data can only capture the prevalence of temporary employment in a single period of time, i.e. the temporary employment rate. By contrast, panel data capture the risk of experiencing temporary employment in multiple periods of time. To understand the difference, I borrow classic concepts from the life course approach to understand the role of time in how individuals experience events (Mayer and Tuma 1990).

One concept is that the proportion of people who experience an event in multiple periods of time is often higher than the proportion who

experience that same event in a single period of time. This concept is referred to as 'heightened risk'. Distinguishing one from the other explains why the temporary employment rate can remain stagnant, but the risk of temporary employment can rise. The reason is that a very small up-and-down change in the year-to-year temporary employment rate can result in a rising risk of temporary employment when the small change is multiplied over time.

To illustrate the idea of heightened risks, let us imagine a simple economy with three people in two panel periods (*A* and *B*), each of which is 3 years long. In panel period *A*, in each year, 1 person had a temporary employment contract and 2 people had a permanent employment contract. The temporary employment rate in each year is 0.33. Further, the same person had a temporary employment contract in each period. Therefore, in panel period *A*, the risk of experiencing temporary employment is 0.33, because one person experienced temporary employment, and two people never experienced temporary employment.

As in panel *A*, in panel *B*, in each year, 1 person had a temporary employment contract and 2 people had a permanent employment contract. The temporary employment rate in each year remains the same 0.33. However, unlike panel *A*, in panel *B*, the same person had a temporary contract in the first two periods, but a different person had a temporary contract in the third period. Therefore, in panel *B*, the temporary employment risk is 0.66, because two people experienced temporary employment and one person did not. The example illustrates how the risk can rise, even if the rate does not.

A second concept is that one must distinguish the probability of experiencing an event from the frequency or duration of that event. These are referred to as 'spells', and inform our understanding about whether insecurity is changing within temporary employment contracts.

Multiple, sequential contracts are more insecure than a single contract. The reason is that, relative to a single temporary contract, research has long shown that the consequences of multiple temporary contracts negatively affect wages and career mobility outcomes (Booth *et al.* 2002; Mertens and McGinnity 2004). The theoretical explanation is that temporary employment can sometimes, but not always act as a 'trap' that reduces the opportunity for mobility, with cycles of repeated temporary jobs, short permanent jobs and unemployment (Fuller and Stecy-Hildebrandt 2015).

At the same time, with respect to duration, a temporary contract that is multiple years long is more secure than a temporary contract that is one

year long or less, by definition of the contract length. Further, some evidence suggests that the longer the duration of the temporary contract, the higher the likelihood of moving from a temporary to permanent contract (Gagliarducci 2005).

A third concept in life course research addresses stratification. Temporary employment is a life event, and, like other life events, the risk of experiencing that event is not distributed equally between groups. With respect to temporary employment, important characteristics are age (Hipp *et al.* 2015), gender (Gash and McGinnity 2007) and education (Gebel and Giesecke 2016). Research has long established inequalities in the risk of temporary employment by these demographic groups. However, research has not yet examined changes over time by demographic groups in the risk of temporary employment, by itself, or the number and duration of temporary contracts. Such inequalities in the stratification of risk over time are crucial to understand whether changes in risk are distributed equally or, for example, if the rising risk is concentrated among already vulnerable groups.

In summary, a life course approach includes several key concepts to better understand trends in the level and distribution of temporary employment: rate, risk, frequency, duration and stratification. While previous research applied the life course approach to examine divorce (Kennedy and Ruggles 2014), poverty (Sandoval *et al.* 2009) and unemployment (Dietrich 2013), research has yet to apply a life course approach to examine temporary employment trends and distribution. This is a key contribution of the analysis presented here.

3. Data

Two types of data are required to examine trends in temporary employment over time using a life course approach. First, most importantly, one needs panel data. Panel data are used to analyze the risk of experiencing a temporary employment contract, as well as the duration and number of contracts in multiple periods of time. Second, one needs cross-sectional data. Cross-sectional data are used to analyze the rate or the prevalence of temporary employment in a single period of time. Both are used to examine trends and stratification between population groups. While the two data types could come from the same data source, there are important reasons I use a different source for each type.

Panel data are from the European Union Statistics on Income and Living Conditions (EU-SILC) (Eurostat 2021). SILC data are the only

source of harmonized, cross-national, panel data on income and employment in Europe. While panel data exist since 2003, waves prior to the 2007 panel wave only include three years of observational data and the 2007 panel wave only includes 15 countries. By comparison, panel waves after 2007 have 4-year longitudinal data in at least 25 countries. For this reason, SILC data begin with the 2008 panel wave. At the same time, SILC data, like all panel data, could be treated like cross-sectional data set by treating each year as its own separate sample. The SILC facilitates this not only with cross-sectional weights in the panel data, but also a cross-sectional survey, which is released separately. However, for reasons to be described below, the SILC is not the preferred option for cross-sectional data.

Cross-sectional data come from the European Labour Force Survey (EU-LFS) (Eurostat 2020). While cross-sectional SILC data are only available since 2004, the LFS are available since 1983, even if information on education is only available since 1992. This allows us to examine trends in temporary employment rate since 1996, the year that the OECD published *The Jobs Strategy* (1996). Compared to the SILC, the LFS has a much higher sample size. In most country, years, the sample size in LFS data is almost twice as large on average as the sample size in SILC data. For these and other reasons, Eurostat/OECD use LFS data to determine the temporary employment rate. At the same time, like many surveys, the LFS uses a rotating panel where individuals are sampled over the course of 5 quarters. While this may lead some to conclude that the LFS could also be used as a 2-year panel data set by comparing the first and last quarter, in reality, this is only possible in a limited number of countries and variables (Mack *et al.* 2016). Therefore, the SILC are used for panel data and the LFS are used for cross-sectional data, as they are designed.

While the details of the sample selection strategy, as well as appropriate sensitivity tests comparing results within and between the two surveys using different sample specifications, are included in Appendix A, the broad concepts are described here. LFS data are restricted to observations between 1996 and 2019, prime-age workers (25–54), non-missing values on age, education and gender, who are employed with an employment contract that is observable, and a non-missing person weight greater than zero.

The reason for the sample selection strategy is as follows. 1996 is the year that the OECD published *The Jobs Strategy* (1996) and 2019 is the latest year data are available. The sample is restricted to those who are

employed because this is how OECD/Eurostat calculates the temporary employment rate. I focus on prime-age workers because younger workers (16–24) and older workers (55–64) are at least 50% more likely to be voluntarily in a temporary job, compared to prime-age workers.¹ Age, education and gender are key demographic indicators that affect the distribution of temporary employment, as established by both the literature on the life course approach and dualization theory.

The sample selection strategy for SILC data is similar to LFS data, except I take advantage of the panel structure to include individuals who are employed or unemployed in each year of any given 4-year panel period, conditional on being employed at least once. Further, SILC data are only used since the 2008 panel wave (i.e. 2005–2008), as described above.

4. Methods and variables

For the cross-sectional data from the European Labour Force Survey (EU-LFS), I examine trends in the temporary employment rate between and within countries and demographic groups over time. To do so, I estimate the average temporary employment rate for a given demographic group in a given country, year using non-parametric, descriptive statistics. Estimates are weighted using sample weights provided in the data. While the temporary employment rate is available in comparative databases from Eurostat/OECD, online databases do not go as far back in time, concentrate on prime-age workers, or distinguish between demographic groups within prime-age workers. Therefore, results provide a much more detailed picture of the timing and location of trends in the temporary employment rate between and within countries and demographic groups than would otherwise be available without the microdata.

For the panel data from the European Union Survey of Income and Living Conditions (EU-SILC), I examine trends in the risk of experiencing a temporary employment contract, as well as the duration and number of contracts. To do so, I use parametric methods to isolate the change in risk from change in labor force composition. Similar results are seen using regression unadjusted data, as described in Appendix A and shown in Figure C.3. The logit model is shown in Equation (1),

¹Eurostat. 2018 LFS. Temporary employees by sex, age and main reason [lfsa_etgar]. European Union -- 28 countries. Percentage of employees with a temporary job. No permanent job wanted. From 15 to 24 years = 16.6%, 25 to 34 years = 10.8%, 35 to 44 years = 9.7%, and 55 to 64 years = 18.8%. From 45 to 54 years not provided. As partially illustrated in Eurofound (2020, Fig. 22).

which is weighted by the inverse probability of being in a given panel wave all 4 years, as provided by the data. The model estimates the probability of an individual (i) experiencing a given dichotomous, dependent variable $P(y_i = 1)$ in a given panel wave (p) in a given country (G). With 3 dependent variables, 37 geographic units and 12 panel periods, this results in over 1.300 separate regressions.

$$P(y_i = 1) = \alpha_0 + \sum_{e=1}^E x_i \beta_e + \sum_{a=1}^A z_i \beta_a + c_i \beta_m + \epsilon_i \text{ for each } p$$

$$\in \{1, \dots, 11\} \text{ in each } G \in \{1, \dots, 38\} \quad (1)$$

The three dependent variables are (1) the probability of experiencing at least one temporary contract, relative to none. Conditional on experiencing at least one temporary contract, I also estimate the probability of experiencing (2) a temporary contract that is at least two years long, relative to one year long and (3) at least two temporary contracts, relative to one. There are 12, four-year panel waves (2008 to 2019). The 37 geographic units are the EU specific level (1), which includes countries, the country cluster-specific level, which includes all countries in a given geographic region/welfare regime type (5), and the country-specific level (31), one model for each country. Country, region specifications are shown in Table B.2 in Appendix B. In order to compare coefficients across models, I estimate average marginal effects, which are displayed graphically, along with their standard errors.

The independent variables are three main sets of dichotomous variables for demographic characteristics. One vector of variables for education (e): upper secondary education, less, or more. One vector of variables for age (a): younger (25–34), middle (35–44) and older (45–54). Consistent with previous research (Booth *et al.* 2002), I use a categorical variable for age because temporary employment risk does not have a linear relationship to age. Instead, it is concentrated among younger workers (Hipp *et al.* 2015). Last, I have one variable for gender, indicating whether or not the individual is male (m).

5. Results: cross-sectional data (LFS)

There are two results sections. The first uses cross-sectional data from the European Labour Force Survey (EU-LFS). Data are used to graph trends

in the temporary employment rate, between 1996 and 2019, across and between demographic groups and countries. Across all graphs, each subplot contains two lines. The gray lines are the year-specific, country-level temporary employment rate. I group countries into their European region, which correspond to welfare regime. The thicker black line is the year specific average, across all countries within a given region/welfare regime type, Europe, Anglophone (Liberal), Continental (Conservative), Eastern (Post-Socialist), Nordic (Scandinavian) and Southern (Mediterranean).

Figure 1 plots trends in the temporary employment rate. The data reveal that there are two distinct time periods of change. In Europe, the temporary employment rate rose by 28% or 2.5 percentage points before 2007. After 2007, the rate is constant. At the region-level, there is a similar pattern, but there is also variation. Between regions, levels are always lower in Anglophone countries and higher in Southern countries. Within regions, both before and after 2007, the temporary employment rate is constant in the Nordic region, but declining in the

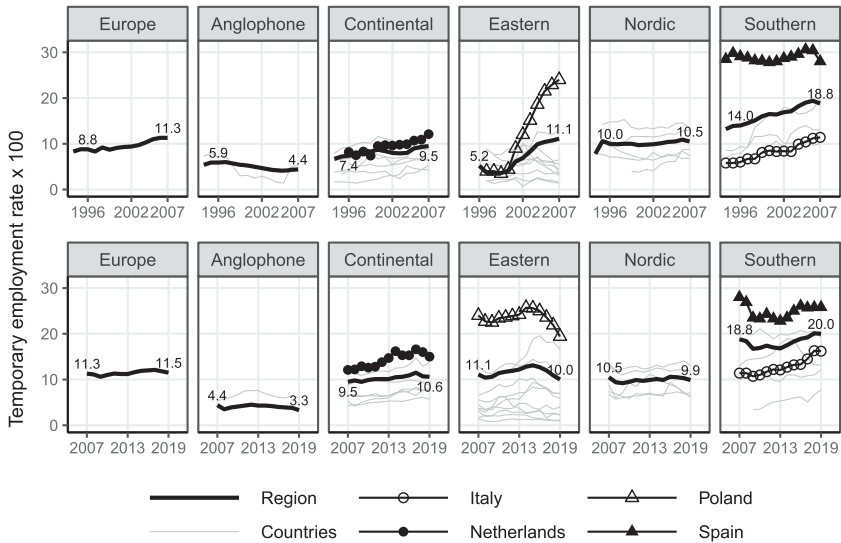


Figure 1. Temporary employment rate over time.

Note: Authors' calculations using LFS data. Each cell shows the temporary employment rate for a given region, year, as shown by the thick, black line. Country, region specifications are shown in Table B.2 in Appendix B. Before 2007, levels are rising. After 2007, levels are constant. In the Eastern region, Poland stands out, with high and rising levels before 2007, but stagnating levels afterward. In the Southern region, Spain stands out, with high, but stagnating levels. Italy and the Netherlands are among the few countries with rising levels before and after 2007.

Anglophone region. Between 1996 and 2007, the rate rose by 113% in the Eastern region, by 34% in the Southern region and 28% in the Continental region. After 2007, there was little change over time in the average temporary employment rate within any of the regions.

At the country-level, I highlight a few countries that drive region-level trends. In the Eastern region, Poland stands out with high and rising levels through 2007, but constant levels afterward. In the Southern region, Spain stands out with high, but constant levels from 1996 to 2019. Italy and the Netherlands are among the very few countries where the increase in the temporary employment rate was similarly large before and after 2007. In general, after 2007, there is little change in the temporary employment rate within most countries.

Next, I disaggregate Figure 1 to examine trends over time by demographic subgroups using two graphs. Figure 2 plots trends before 2007 and Figure 3 plots trends after 2007. In each figure, demographic group are rows and geographic regions are columns, resulting in 48 separate subplots. I highlight subplots where the temporary employment rate in a given region and period is rising at least 1 percentage point and 10%.

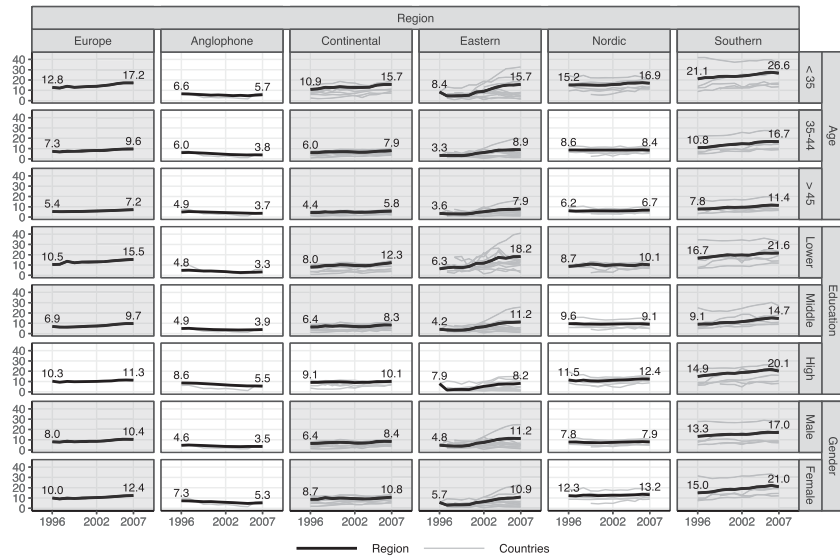


Figure 2. Temporary employment rate over time, by demographic group (1996–2007). Note: Authors’ calculations using LFS data. Each cell shows the temporary employment rate for a given region, year, demographic group. For easier interpretation, highlighted subplots indicate where the temporary employment rate rose at least 1 percentage point and 10% between 1996 and 2007. Before 2007, the temporary employment rate is rising in almost every region and subgroup, except in the Anglophone and Nordic regions and among those with higher levels of education.

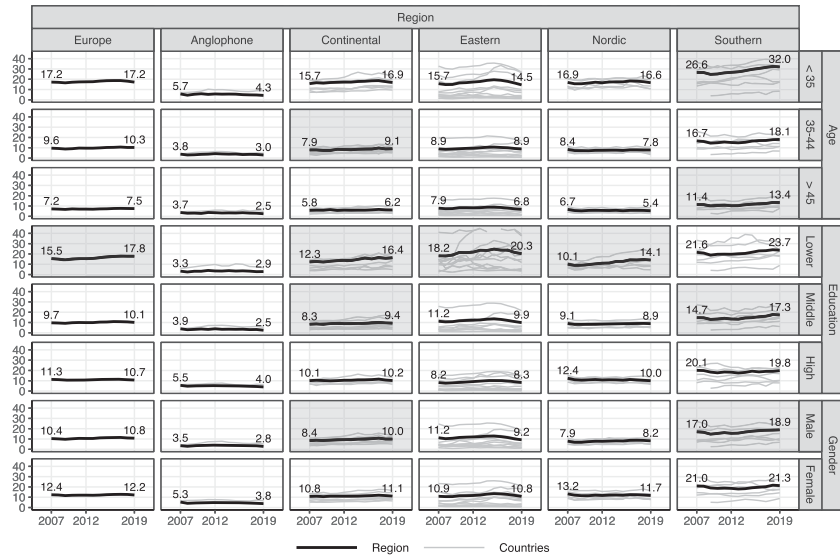


Figure 3. Temporary employment rate over time, by demographic group (2007–2019).

Note: Authors’ calculations using LFS data. Each cell shows the temporary employment rate for a given region, year, demographic group. For easier interpretation, highlighted subplots indicate where the temporary employment rate rose at least 1 percentage points and 10% between 2007 and 2019. After 2007, the temporary employment rate is constant within almost all demographic groups and regions. However, there are two exceptions. In the Southern region, the rate continues to rise in every demographic group, except those with higher levels of education. Further, among those with lower levels of education, the rate continues to rise in every region, except the Anglophone region.

While this is an arbitrary line, it makes the figures easier to interpret the graphs without losing the underlying detail.

Examining trends by demographic group reveals several key points. Across all regions and time periods, the temporary employment rate is higher among younger people, those with lower levels of education, and women. Before 2007, the temporary employment rate is rising in almost every region and demographic group, with the exception of the Anglophone and Nordic regions, and those with a higher level of education. After 2007, the temporary employment rate is constant within almost all demographic groups and regions. However, there are two exceptions. In the Southern region, the rate continues to rise in every demographic group, except those with higher levels of education. Further, among those with lower levels of education, the rate continues to rise in every region, except the Anglophone region. In summary, general claims about rising temporary employment in Europe are outdated unless one refers to specific countries/regions, demographic groups and time periods.

6. Results: panel data (EU-SILC)

The second results section uses longitudinal data from the European Union Survey of Income and Living Conditions (EU-SILC). Data are used to estimate trends over time in the temporary employment risk (ref: zero), the risk of multiple temporary contracts (ref: one contract) and the risk of a multi-year temporary contract (ref: single-year contract). Graphs display the results. Raw coefficients and standard errors are available with the replication files. In order to compare across models within a given dependent variable, variables are held at their baseline values (i.e. female, middle age and secondary education). However, regression unadjusted estimates are qualitatively similar, as shown in Figure C.1. In the text below, the 95% confidence intervals are in parenthesis, next to the point estimate. Each subsection describes the predicted probability of experiencing a given dependent variable in Europe, at the region-level, at the country-level and then by demographic subgroup.

6.1. Temporary employment risk

The top row in [Figure 4](#) plots the probability of experiencing at least one temporary contract in a given geography, panel wave, relative to zero temporary contracts. The first row presents regression estimates across all countries within the EU-SILC sample. In Europe, the estimated probability of experiencing at least one temporary contract declined from 0.233 (0.213/0.253) in the 2008 panel wave to 0.194 (0.176/0.213) in the 2013 panel wave but rose to 0.262 (0.240/0.284) in the 2019 panel wave. The trend over time is a U-shape, declining by 17% or 4 percentage points between 2008 and 2013, but rising by 35% or 6.8 percentage points between 2013 and 2019.

At the region-level, there is clear variation. In the Eastern region, the probability displays a similar U-shape pattern found at the European level, declining from 0.299 (0.268/0.331) to 0.229 (0.200/0.257) between the 2008 and 2013 panel wave, but rising to 0.262 (0.229/0.294) in the 2019 panel wave. In the Southern region, the estimated probability changed little between the 2008 and 2013 panel wave, but rose by 50% or 9.1 percentage points between the 2013 and 2019 panel wave, from 0.179 (0.142/0.216) to 0.270 (0.229/0.311). While the Continental region appears to be rising, this is primarily due to a large, one year increase between 2018 and 2019 panel year. There

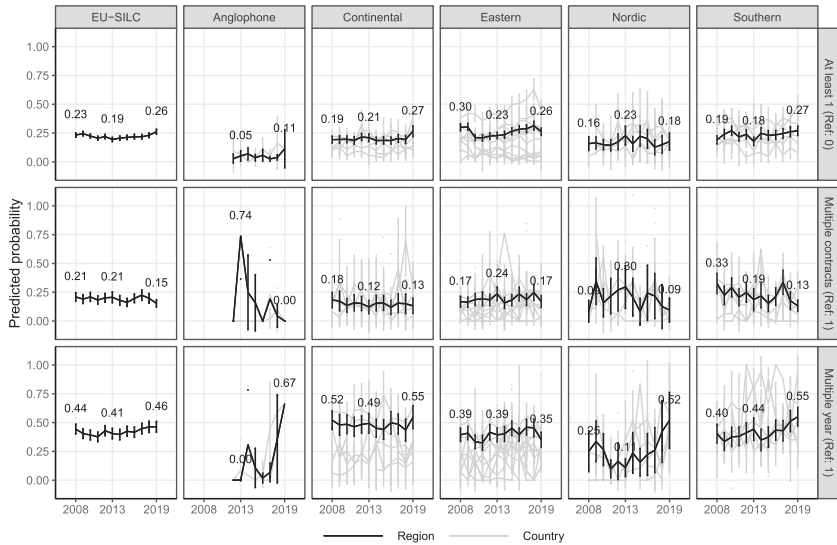


Figure 4. Predicted probability of a temporary contract.

Note: Authors' calculations using SILC data. First row plots the probability of experiencing at least one temporary contract (ref: 0). Second row plots the probability of experiencing multiple temporary contracts (ref: 1). Third row plots the probability of experiencing a temporary contract that is multiple years long (ref: 1). The interpretation is that temporary employment risk is rising, but the relative insecurity of temporary employment may be declining as the risk of receiving a multi-year contract is rising and the risk of receiving multiple contracts is constant or declining.

is little change over time in the two other regions. Therefore, the Southern and Eastern regions are most responsible for the U-shape trends at the European level.

Country-level trends are shown in Figure C.4 in Appendix C. Given region-level trends, I focus on countries in the Continental, Eastern and Southern European regions. The trends are not statistically significant, but they do have meaning. In Continental Europe, trends since the 2017 panel wave are largely the result of an increase in two countries: the Netherlands and France. In Eastern Europe, the trends are driven by several countries. The Czech Republic mirrors the U-shaped trend in the Eastern region. In Poland, is rising throughout the time period. In Slovenia, the probability rose between the 2008 and 2013 panel waves, but stagnated afterward. In Southern Europe, the probability is rising over time in Greece, Italy and Portugal. Risk is always highest in Spain, but there is little change over time. While variation exists, country-level trends are more similar within regions than between regions.

Figure 5 plots the average marginal effects, by demographic group. Between groups, the risk is higher among women, younger workers

and those with lower levels of education. However, within groups, there is little change in the demographic distribution of that rising risk.

In summary, the results in this subsection suggest that the predicted probability of experiencing a temporary employment contract is rising over time within many regions and countries, especially after 2013, but there is little change in the demographic distribution of that rising risk. If one compares the trends in the temporary employment risk in multiple time periods to the temporary employment rate in one time period, then the interpretation is that the nature of rising employment insecurity associated with temporary employment changed from one that was captured by the rate in the past to one that is captured by the risk in the present. Later, in the conclusion, I will elaborate further on the meaning of this empirical finding.

6.2. Number of temporary contracts (multiple vs. single)

Next, the middle row in Figure 4 plots the probability of experiencing multiple temporary contracts in a given geography, panel wave, relative to experiencing one, single temporary contract. At the European level,

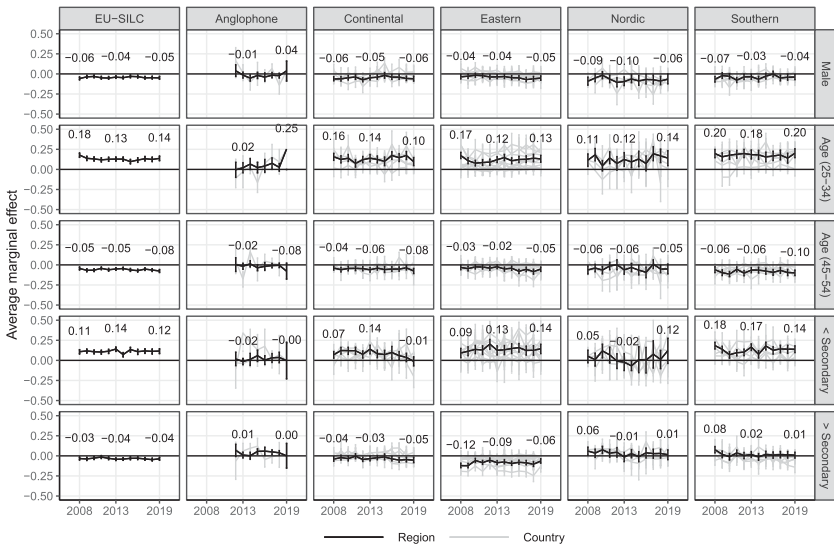


Figure 5. AME of main effects on the probability of experiencing a temporary contract. Note: Authors’ calculations using SILC data. Plots the average marginal effect of independent variables on the probability of experiencing at least 1 temporary contract (ref: 0). Between groups, risk is higher among women, younger workers and those with lower levels of education. However, within groups, there is little change in the demographic distribution of that rising risk.

there is little change in the probability of experiencing multiple temporary contracts over time, which remains constant at around 0.20 throughout the study period. While it may appear that the probability is declining, this is only because the probability drops to 0.154 (0.122/0.185) in the 2019 panel wave. Future waves will determine whether this single-year point estimate is noise or a trend.

At the region-level, stagnating trends at the European level hide regional differences. In the Southern region, the probability declined by 19.3 percentage points or 60% between the 2008 panel period and the 2019 panel period, from 0.326 (0.239/0.413) to 0.133 (0.084/0.182). In the other regions, the probability fluctuates around the average. Therefore, in the Southern region, where the temporary employment rate and risk are among the highest in Europe, the probability of experiencing multiple contracts is declining.

Country-level trends are shown in Figure C.5 in Appendix C. The trends are not statistically significant, but they do have meaning. In the Continental region, region-level stagnation hides offsetting trends. In France, the probability declined between the 2008 panel wave and the 2019 panel wave, but rose in the Netherlands. Similarly, in the Eastern region, between the 2008 and 2019 panel waves, the probability is rising in both Hungary and the Czech Republic, but stagnating trends in Poland offset these increases in smaller countries. In the Southern region, declining trends are most visible in Greece, Italy and Spain. While region-level trends are clearly visible in the Southern region, there is more variation in the Continental and Eastern regions.

Figure 6 plots the average marginal effects, by demographic group. In general, between demographic groups, there is an equal distribution of risk of multiple contracts. Further, within demographic groups, there is little change in the distribution of risk, even where there are changes in the risk of experiencing multiple temporary contracts at the region- and country-level, either rising or falling.

In summary, the results in this subsection suggest that probability of experiencing multiple temporary employment contract is constant over time in most countries. However, region-level averages may hide offsetting country-level trends. The interpretation is that in the few countries where the probability is rising (i.e. the Netherlands, Hungary and the Czech Republic), the relative insecurity within temporary employment may be rising because more people are at risk of multiple sequential contracts. At the same time, in Southern Europe, where the probability is declining, the relative insecurity may be declining.

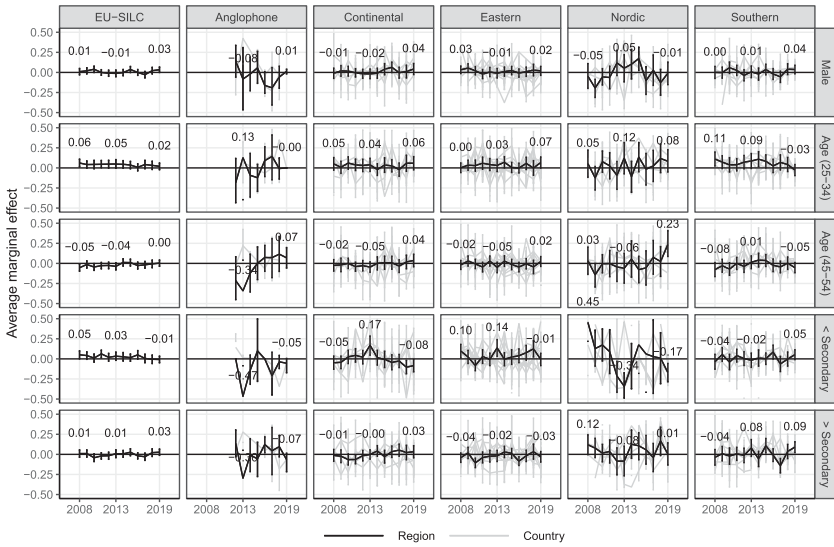


Figure 6. AME of main effects on the number of temporary contracts.

Note: Authors’ calculations using SILC data. Plots the average marginal effect of independent variables on the probability of experiencing at least 2 temporary contracts (ref: 1). In general, the risk of multiple contracts is distributed equally between demographic groups. Further, there is little change in the distribution of the risk within demographic groups.

6.3. Duration of temporary contracts in years (multiple vs. single)

Finally, the bottom row in Figure 4 plots the probability of experiencing a temporary contract that is multiple years long in a given geography, panel wave, relative to experiencing one that is one, single-year long. At the European level, there is a U-shape in the results, where the probability declined by 9% or 4 percentage points between the 2008 and 2013 panel waves, from 0.444 (0.401/0.487) to 0.406 (0.360/0.452), but rose 14% or 6 percentage points to 0.463 (0.417/0.510) in the 2019 panel wave.

At the region-level, the probability has a similar U-shaped pattern in the Continental and Nordic regions but is rising in the Southern region. In the Continental region, the probability declined between the 2008 and 2014 panel wave, from 0.521 (0.439/0.602) to 0.451 (0.373/0.530), but rose to 0.547 (0.447/0.648) in the 2019 panel wave. Similarly, in the Nordic region, the probability declined between the 2008 and 2013 panel waves, from 0.250 (0.074/0.427) to 0.109 (0.031/0.186), but rose to 0.520 (0.276/0.763) in the 2019 panel wave. In the Southern region, the probability rose by 36% or 15 percentage points between the 2008 and 2019 panel waves, from 0.404 (0.322/0.486) to 0.551 (0.469/0.632).

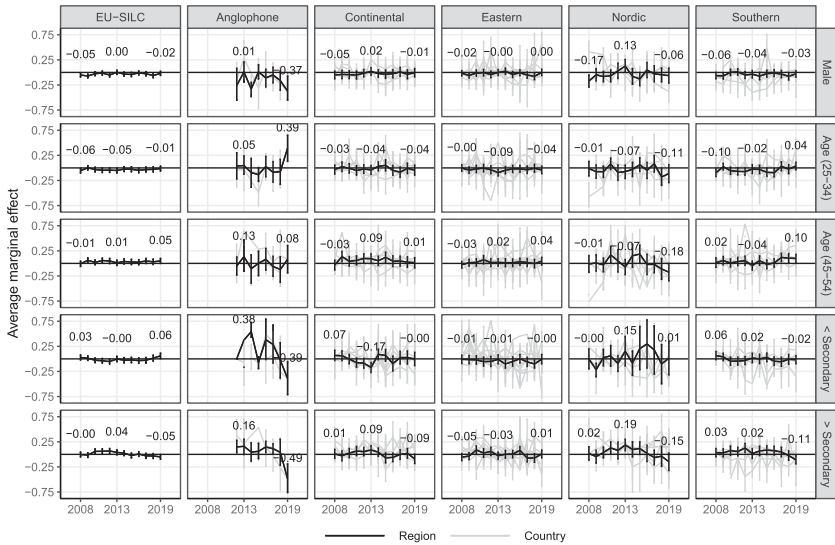


Figure 7. AME of main effects on the duration of temporary contracts.

Note: Authors' calculations using SILC data. Plots the average marginal effect of independent variables on the probability of experiencing a temporary contract that is at least 2 years long (ref: 1). In general, risk of multi-year contracts is distributed equally between demographic groups. Further, there is little change in the distribution of risk within demographic groups.

Country-level trends are shown in Figure C.6 in Appendix C. Given region-level trends, I focus on countries in the Continental, Nordic and Southern European regions. The trends are not statistically significant, but they do have meaning. In the Continental region, France is the clear driver of region-level U-shaped trends. In the Nordic region, Finland and Norway display similar U-shaped trends, but trends are rising in Denmark and Sweden, especially after the 2013 panel period. In the Southern region, Italy is the clear driver of rising trends.

Figure 7 plots the average marginal effects, by demographic subgroup. In general, between demographic groups, risk of multi-year contracts is distributed equally. Further, within demographic groups, there is little change in the distribution of risk, even where there are changes in the risk of experiencing multi-year contracts at the region- and country-level, either rising or falling.

In summary, the results in this subsection suggest that the probability of experiencing a multi-year temporary employment contract is rising over time, especially since the 2013 panel period. The interpretation is that the relative insecurity of temporary employment may be declining because the probability of receiving a multi-year contract is rising.

7. Conclusion

There is an ongoing debate about the extent to which employment insecurity is rising. One key measure of employment insecurity is temporary employment, especially in Europe, where the majority of employment contracts are permanent. And with good reason. Relative to a permanent contract, a temporary contract not only has lower levels of employment security and stability, by definition of the contract but also lower average wages and benefits (Eurofound 2015, ch. 4). Those who argue that employment insecurity is rising had to reconcile this with the fact that the levels of temporary employment as reported by OECD/Eurostat remained fairly stable from the 2000s onward.

I address this puzzle by applying a life course approach, which includes several key concepts to better understand trends in the level and distribution of temporary employment: rate, risk, frequency, duration and stratification, all of which are incorporated here. In so doing, the results provide a proper accounting of trends in temporary employment. Obviously, the general idea is not new. Previous research distinguished between rate and risk when examining trends in a variety of life events, but research has yet to apply this approach to temporary employment. By incorporating the dimension of time to measure temporary employment risk, the analysis reveals patterns not visible in earlier work.

A proper accounting of levels and trends in temporary employment rate and risk is not just a technical exercise. It has long been important to examine and understand trends in the level and distribution of temporary employment (Rodgers and Rodgers 1989). The findings correct the perception that temporary employment is rising. The results show that general claims about rising temporary employment rates in Europe are outdated. The cross-sectional data reveal two distinct periods of change in the temporary employment rate: one rising and one not rising. Between 1996 and 2007, the temporary employment rate increased in Europe by 28%, as well as within most countries and demographic groups. By contrast, between 2007 and 2019, there was little change in the temporary employment rate. While exceptions exist, like in Italy and the Netherlands, in general, after 2007, cross-sectional data makes clear that the temporary employment rate did not rise within most countries and demographic groups.

Results from the panel data are different from the cross-sectional data. While the rate of temporary employment changed little, the risk of experiencing temporary employment in multiple periods of time is

increasing, especially after 2013. Since the 2013 panel wave, the risk of experiencing at least one temporary employment contract rose 36%. At the same time, the results also suggest that risk is not rising everywhere. Risk rose most in France, the Netherlands, Poland and many Southern European countries. Further, there is little increase in either the probability of experiencing multiple temporary contracts in a study period or the duration of contract length. Therefore, even where temporary employment risk is rising, insecurity is not rising within temporary employment.

The question then arises, to what extent are these countervailing patterns problematic? Although the stagnating temporary employment rate can be considered to be positive, the high and rising levels of temporary employment risk are problematic. In Europe, even if the temporary employment rate in any given year hovers around 12%, the temporary employment risk is more than double that. Therefore, the employment insecurity associated with temporary employment is more common than would otherwise be understood to be true if one only focused on the temporary employment rate. Further, unlike the temporary employment rate, the temporary employment risk is rising. The results suggest that the nature of employment insecurity is changing, from one about incidence to one about risk.

At the individual level, the research has long indicated that temporary employment can have negative effects on individuals long-term wage and career trajectories, even if there are important differences across country, demographic and reference groups (Gebel 2013). While the negative consequences of temporary employment on wages may disappear over time, especially in the transition from school to work (Pavlopoulos 2013; De Lange *et al.* 2014), the cumulative effect may not, as long-term wage gaps remain between those with and without a history of temporary employment (Fauser 2020). For these reasons, it is a concern that more and more people are at risk of temporary employment, a concern that would not be identified by the temporary employment rate.

From a policy perspective, levels and trends in temporary employment sit at the center of a debate about whether there is a trade-off between efficiency and equity when deregulating labor markets (Jahn *et al.* 2012). While supporters of flexible labor markets suggest that deregulation increases employment and reduces unemployment, which reduces social inequality, critics of labor market flexibilization suggest that dismantling employment protections transfers risk from employers to employees,

which increases social inequality (Allmendinger *et al.* 2013). The evidence presented here suggests that increasing labor market flexibility did come at the cost of rising employment insecurity, but in a way that is better captured by risk than rate of temporary employment. Finally, the evidence presented here also opens the door for future research to provide an explanation about why rates are stagnant, but risk is rising.

Acknowledgments

The author would like to thank the following individuals (in alphabetical order): Sophia Fauser, Michael Gebel, Andreas Haupt, Chen-Hao Hsu, Richard Latner, Ellen Pechman, Klaus Pforr, James Raymo, Sonja Scheuring, Jody Schimek, attendees of the CSIS Brown Bag Seminar at the University of Trento, and the reviewers and editors of European Societies.

Data availability statement

Replication files are located on the authors' GitHub site and at Harvard Dataverse repository: <https://doi.org/10.7910/DVN/ZBLXPR>.

Disclosure statement

No potential conflict of interest was reported by the author(s).

Funding

This project has received funding from the European Research Council (ERC) under the Horizon 2020 research and innovation program (grant agreement number 758491).

Notes on contributor

Jonathan P. Latner is a postdoctoral research associate at Universität Bamberg. He received his PhD from the University of Wisconsin-Madison. His research focuses on the relationship between rising economic growth and declining job quality. Current research focuses on temporary employment. He has published articles on income volatility, minimum income and income inequality.

ORCID

Jonathan P. Latner  <http://orcid.org/0000-0002-9771-1276>

References

- Allmendinger J., Hipp L. and Stuth S. (2013), *Atypical Employment in Europe 1996–2011*, Berlin: WZB. Discussion Paper P 2013–003.
- Barbieri P. (2009) ‘Flexible employment and inequality in Europe’, *European Sociological Review* 25(6): 621–8.
- Bernhardt A. (2014), ‘Labor standards and the reorganization of work: gaps in data and research’, IRLE Working Paper No. 100-14.
- Biegert T. and Kühhirt M. (2018) ‘Taking lemons for a trial run: does type of job exit affect the risk of entering fixed-term employment in Germany?’, *European Sociological Review* 34(2): 184–97.
- Booth A.L., Francesconi M. and Frank J. (2002) ‘Temporary jobs: stepping stones or dead ends?’, *The Economic Journal* 112(480): F189–F213.
- Breen R. (1997) ‘Risk, recommodification and stratification’, *Sociology* 31(3): 473–89.
- Crouch C. (2019), *Will the Gig Economy Prevail?*, Cambridge, UK: John Wiley & Sons.
- De Lange M., Gesthuizen M. and Wolbers M.H. (2014) ‘Youth labour market integration across Europe: the impact of cyclical, structural, and institutional characteristics’, *European Societies* 16(2): 194–212.
- Dietrich H. (2013) ‘Youth unemployment in the period 2001–2010 and the European crisis – looking at the empirical evidence’, *Transfer: European Review of Labour and Research* 19(3): 305–24.
- Emmenegger P., Häusermann S., Palier B. and Seeleib-Kaiser M. (2012), *The Age of Dualization: The Changing Face of Inequality in Deindustrializing Societies*, New York: Oxford University Press.
- Esping-Andersen G. and Regini M., Eds. (2000), *Why Deregulate Labour Markets?*, Oxford: Oxford University Press.
- Eurofound (2015), *Recent Developments in Temporary Employment: Employment Growth, Wages and Transitions*, Luxembourg: Publications Office of the European Union.
- Eurofound (2020), *Labour Market Change: Trends and Policy Approaches Towards Flexibilisation. Challenges and Prospects in the EU Series*, Luxembourg: Publications Office of the European Union.
- Eurostat (2020), ‘EU – labour force survey microdata 1983–2019’, release 2020, version 1. doi:10.2907/LFS1983-2020V.1
- Eurostat (2021), ‘EU statistics on income and living conditions microdata 2004–2019’, release 1 in 2021. doi:10.2907/EUSILC2004-2019V.2
- Fausser S. (2020) ‘Career trajectories and cumulative wages: the case of temporary employment’, *Research in Social Stratification and Mobility* 69: 100529.
- Fuller S. and Stecy-Hildebrandt N. (2015) ‘Career pathways for temporary workers: exploring heterogeneous mobility dynamics with sequence analysis’, *Social Science Research* 50: 76–99.
- Gagliarducci S. (2005) ‘The dynamics of repeated temporary jobs’, *Labour Economics* 12(4): 429–48.

- Gash V. and McGinnity F. (2007) 'Fixed-term contracts – the new European inequality? Comparing men and women in west Germany and France', *Socio-Economic Review* 5(3): 467–96.
- Gebel M. (2013), 'Is a temporary job better than unemployment? A cross-country comparison based on British, German, and Swiss panel data', SOEPpaper No. 543.
- Gebel M. and Giesecke J. (2009) 'Labour market flexibility and inequality: the changing risk patterns of temporary employment in west Germany', *Zeitschrift für Arbeitsmarktforschung* 42(3): 234–51.
- Gebel M. and Giesecke J. (2016) 'Does deregulation help? The impact of employment protection reforms on youths' unemployment and temporary employment risks in Europe', *European Sociological Review* 32(4): 486–500.
- Gervasi L.O. and McGuinness S. (2018), 'Overeducation among European university graduates: a constraint or a choice?', In *European Youth Labour Markets*, Springer, pp. 157–74.
- Giersch H. (1985), *Eurosclerosis*. Technical report, Kieler Diskussionsbeiträge 112.
- Giesecke J. and Groß M. (2004) 'External labour market flexibility and social inequality: temporary employment in Germany and the UK', *European Societies* 6(3): 347–82.
- Hipp L., Bernhardt J. and Allmendinger J. (2015) 'Institutions and the prevalence of nonstandard employment', *Socio-Economic Review* 13(2): 351–77.
- Högborg B., Strandh M. and Baranowska-Rataj A. (2019) 'Transitions from temporary employment to permanent employment among young adults: the role of labour law and education systems', *Journal of Sociology* 55(4): 689–707.
- Howell D.R. and Kalleberg A.L. (2019) 'Declining job quality in the united states: explanations and evidence', RSF: The Russell Sage Foundation Journal of the Social Sciences 5(4): 1–53.
- Jahn E.J., Riphahn R.T. and Schnabel C. (2012) 'Feature: flexible forms of employment: boon and bane', *The Economic Journal* 122(562): F115–24.
- Kalleberg A.L. (2018), *Precarious Lives: Job Insecurity and Well-being in Rich Democracies*, Cambridge, UK: John Wiley & Sons.
- Kennedy S. and Ruggles S. (2014) 'Breaking up is hard to count: the rise of divorce in the United States, 1980–2010', *Demography* 51(2): 587–98.
- Lazear E.P. (1990) 'Job security provisions and employment', *The Quarterly Journal of Economics* 105(3): 699–726.
- Lewchuk W. (2017) 'Precarious jobs: where are they, and how do they affect well-being?', *The Economic and Labour Relations Review* 28(3): 402–19.
- Mack A., Lengerer A. and Dickhaut T. (2016), 'Anonymized EU-LFS microdata for research: background, resources, and introduction to data handling', GESIS – Leibniz-Institut für Sozialwissenschaften 2016.
- Mayer K.U. and Tuma N.B. (1990), 'Life course research and event history analysis: an overview', in K.U. Mayer and N.B. Tuma (eds.), *Event History Analysis in Life Course Research*, University of Wisconsin Press, pp. 3–20.
- Mertens A. and McGinnity F. (2004) 'Wages and wage growth of fixed-term workers in east and west Germany', *Konjunkturpolitik* 50(2): 139–63.

- Muffels R.J. (2014), *Flexibility and Employment Security in Europe*, Cheltenham, UK: Edward Elgar Publishing.
- OECD (1986), *Labour Market Flexibility: Report by a High-Level Group of Experts to the Secretary-General*, Paris: OECD publishing.
- OECD (1994), *The OECD Jobs Study: Evidence and Explanations*, Paris: OECD Publishing.
- OECD (1996), *The OECD Jobs Strategy*, Paris: OECD Publishing.
- OECD (2003), *The Sources of Economic Growth in OECD Countries*, Paris: OECD Publishing.
- OECD (2006), *Employment Outlook 2006 – Boosting Jobs and Incomes*, Paris: OECD Publishing.
- OECD (2015), *In It Together: Why Less Inequality Benefits All*, Paris: OECD Publishing.
- Oesch D. and Piccitto G. (2019) ‘The polarization myth: occupational upgrading in Germany, Spain, Sweden, and the UK, 1992–2015’, *Work and Occupations* 46(4): 441–69.
- Ortiz L. (2010) ‘Not the right job, but a secure one: over-education and temporary employment in France, Italy and Spain’, *Work, Employment and Society* 24(1): 47–64.
- Pavlopoulos D. (2013) ‘Starting your career with a fixed-term job: stepping-stone or “dead end”?’’, *Review of Social Economy* 71(4): 474–501.
- Pyöriä P. and Ojala S. (2016) ‘Precarious work and intrinsic job quality: evidence from Finland, 1984–2013’, *The Economic and Labour Relations Review* 27(3): 349–67.
- Reichenberg O. and Berglund T. (2019) “‘Stepping up or stepping down?’: the earnings differences associated with Swedish temporary workers’ employment sequences’, *Social Science Research* 82: 126–36.
- Rodgers G. and Rodgers J. (1989), *Precarious Jobs in Labour Market Regulation: The Growth of Atypical Employment in Western Europe*, Geneva, CH: International Labour Organisation.
- Sandoval D.A., Rank M.R. and Hirschl T.A. (2009) ‘The increasing risk of poverty across the American life course’, *Demography* 46(4): 717–37.
- ter Weel B. (2018) ‘The rise of temporary work in Europe’, *De Economist* 166(4): 397–401.
- Thelen K.A. (2014), *Varieties of Liberalization and the New Politics of Social Solidarity*, New York: Cambridge University Press Cambridge.
- Van Lancker W. (2012) ‘The European world of temporary employment: gendered and poor?’’, *European Societies* 14(1): 83–111.