

### The impact of the COVID-19 pandemic on the employment situation and financial well-being of families with children in Austria: Evidence from the first ten months of the crisis

Steiber, Nadia; Siegert, Christina; Vogtenhuber, Stefan

Veröffentlichungsversion / Published Version

Zeitschriftenartikel / journal article

#### Empfohlene Zitierung / Suggested Citation:

Steiber, N., Siegert, C., & Vogtenhuber, S. (2022). The impact of the COVID-19 pandemic on the employment situation and financial well-being of families with children in Austria: Evidence from the first ten months of the crisis. *JFR - Journal of Family Research*, 34(1), 193-220. <https://doi.org/10.20377/jfr-721>

#### Nutzungsbedingungen:

Dieser Text wird unter einer CC BY Lizenz (Namensnennung) zur Verfügung gestellt. Nähere Auskünfte zu den CC-Lizenzen finden Sie hier: <https://creativecommons.org/licenses/by/4.0/deed.de>

#### Terms of use:

This document is made available under a CC BY Licence (Attribution). For more information see: <https://creativecommons.org/licenses/by/4.0>

## The impact of the COVID-19 pandemic on the employment situation and financial well-being of families with children in Austria: Evidence from the first ten months of the crisis

Nadia Steiber<sup>1,2</sup>, Christina Siegert<sup>1</sup>, & Stefan Vogtenhuber<sup>1,2</sup>

<sup>1</sup> University of Vienna, <sup>2</sup> Institute for Advanced Studies

Address correspondence to: Nadia Steiber, University of Vienna, Department of Sociology, Rooseveltplatz 2, 1090 Vienna (Austria).  
Email: [nadia.steiber@univie.ac.at](mailto:nadia.steiber@univie.ac.at)

### Abstract

**Objective:** This study investigates the impact of the COVID-19 pandemic on the employment situation of parents and in turn on the subjective financial well-being of families with children in Austria.

**Background:** The pandemic had strong repercussions on the Austrian labour market. The short-time work (STW) programme covered a third of employees in the first half of 2020 and helped to maintain employment levels. We provide evidence on how an unprecedented labour market crisis of this sort and in particular the exceptionally wide use of STW had affected the employment situation of parents and the financial well-being of different types of families.

**Method:** The study draws on register data and representative panel survey data. The latter cover 905 families with minor children and include information on the employment situation of parents and the financial well-being of families before crisis onset, three months and ten months after its onset.

**Results:** Register data show that mothers were not more strongly affected by the labour market crisis of 2020 than childless women or fathers. According to survey data, about a third of couples with minor children experienced income losses. Despite the wide use of STW and government support to families, the share of families in financial difficulties has substantially increased, especially among those with many children and single parents, many of whom were at risk of poverty already before the crisis.

**Conclusion:** Substantial shares of dual-earner families that had low poverty risks before the crisis were in financial difficulties in 2020. Potential spill-over effects of financial shocks on children are discussed.

**Key words:** Corona crisis, COVID-19, parental employment, family, financial well-being, poverty



## 1. Introduction

The COVID-19 pandemic had strong repercussions on the Austrian labour market. Starting with March 2020, a variety of measures have been introduced to contain the spread of the virus and to mitigate the economic impacts of the containment measures (e.g., the lock-downs), that severely restricted economic activities and suddenly endangered substantial numbers of jobs. To counter the rapid rise in unemployment at the outset of the pandemic, a generous short-time work programme (Kurzarbeit) was implemented in March 2020 (Schnetzler et al. 2020) and used by a large share of employers. At its peak in April 2020, the short-time work programme covered just below 30% of Austrian employees (Huemer et al. 2021) – a much higher share compared to Germany, where about 18% of employees were short-time workers in the same month (Bundesagentur für Arbeit 2021). The extensive use of short-time work in Austria was effective in keeping the number of job losses at bay, with about 5% of those employed in February 2020 losing their jobs in the first half of 2020 (Vogtenhuber et al. 2021).

Given its wide use, the short-time work programme had a sizeable impact on household incomes in Austria. Although employees in short-time work received between 80% and 90% of their previous net salary, the reduction of income associated with short-time work can put the livelihood of low-income families at risk. Among families with a tight household budget, a reduction of the household income by 20% may severely reduce financial well-being and heighten risks of financial deprivation. Moreover, some employees such as those working in the tourism and catering industries lost larger shares of disposable income when sent into short-time work, due to the omission of income components such as tips and overtime pay in the calculation of short-time work allowances (Theurl 2020). On top of short-time work, the rise in unemployment and the loss of income among many of the self-employed<sup>1</sup> had a direct impact on the financial situation of private households (Albacete et al. 2021). In Austria, unemployment benefits generally amount to 55% of previous net income but can be higher for those entitled to family supplements (MISSOC 2020).<sup>2</sup> To reduce crisis-related income losses for those who lost their jobs due to the pandemic, unemployment benefits were topped up by one-off payments to the unemployed.<sup>3</sup> To mitigate the loss of income among the self-employed and families with children, hardship funds were created (Heitzmann 2020). Unemployed parents received a bonus of EUR 100 per child. About 90,000 families with minor children and at least one parent unemployed or in short-time work (eligibility criteria) had received monies from the hardship fund in 2020, with an average amount of EUR 1300 as a lumpsum (APA-OTS 2021).

To date, there is a dearth of knowledge as to how *families* have been economically affected by the COVID-19 crisis in Austria. The available evidence on the effects of the crisis on household incomes is based on simulation studies that project into the year 2020

---

1 According to the AKCOVID study (Steiber 2021a), more than a third of the self-employed recorded a severe drop in revenue in the first half of 2020 and reported that the COVID-19 crisis put their business in financial trouble (own calculations).

2 Entitlement to and the duration of benefit receipt depend on the period of insurance (for details, see MISSOC 2020).

3 The unemployed received EUR 450 twice: in September and December 2020.

(Albacete et al. 2021; Fink et al. 2020) or on survey data (Kalleitner & Schiestl 2020; Resch 2020). These studies are concerned with households more generally, not *families with children* in particular. The present study targets this population group. It draws on panel survey data from the AKCOVID project that allow for detailed analyses of families with children of different ages. We study crisis-related changes in the parental employment situation and the consequences for the subjective financial well-being of families during the first ten months of the COVID-19 crisis in Austria. We examine the proportion of families in which at least one parent either lost the job or was registered for short-time work due to the COVID-19 crisis, and what impact these changes had on the families' financial well-being. To this end, we combine measures of current financial well-being at the household level with measures of future expectations.

The core focus of our study is on the implications of the COVID-19 crisis on the *financial well-being* of different types of families, depending on the age and number of children, the presence of a co-residing partner and the number of earners. We first look at the share of families affected by short-time work and/or job loss. And given that family types differ in terms of their financial vulnerability to income losses, the analyses of parental labour market outcomes and income losses are complemented with analyses of families' *financial well-being* using subjective indicators (such as whether the household was able to make ends meet). Our study has an explicit focus on the main drivers (i.e., labour market shocks such as job loss or short-time work) and extent of financial hardship that was experienced by families in Austria during the first ten months of the COVID-19 crisis. Gendered experiences *within* households are outside the scope of this study (see Berghammer 2021 and Naujoks et al. 2021 in this Special Issue for studies on the impact of the pandemic on the division of care work within families).

We proceed as follows. In section 2, we provide a brief overview of prior research on the impact of the COVID-19 crisis on the household income distribution more generally and on the incomes and financial well-being of families more specifically. This is followed by an outline of our theoretical approach and theoretical expectations in section 3. After a description of the data used and our analytical approach in section 4, we present our main results in section 5. We close with a discussion of the implications of our findings for child well-being.

## 2. Previous research on financial well-being in times of COVID-19

### 2.1 Types of data and indicators of financial well-being used

Disposable household income is a core *objective* indicator of financial well-being. Until now, the impact of the pandemic on household incomes, both nationally and internationally, has mostly been discussed based on simulations using pre-crisis structural data (e.g., Fink et al. 2020; Martin et al. 2020). The few studies available that have drawn on current data on how household incomes have changed in the course of the pandemic have tended to use survey data (e.g., Resch 2020 for Austria; Blom & Möhring 2021 for Germany; Clark et al. 2021 for a comparison of European countries). Given the

susceptibility of survey-based income data to social desirability bias (Angel et al. 2019), income data from administrative registers would be preferable. Yet, register household income data will only be available with considerable delay. Moreover, an important advantage of survey data is the possibility to include *subjective* indicators of financial well-being, allowing for an analysis that accounts for how individuals and families experience their current financial situation (Brüggen et al. 2017).

## 2.2 Previous findings

Simulations of the impact of the pandemic on disposable household incomes for Austria suggest that the lowest income households were least affected by crisis-related income losses, because they have tended to source their income from state transfers already before the crisis (Fink et al. 2020). The level of social security benefits and pension payments has so far not been affected by the crisis.<sup>4</sup> Conversely, absolute and relative income losses were highest in the top income quintiles, partly because of the lower wage replacement in short-time work for high earners. Similar conclusions have been drawn by Resch (2020) based on survey data from the *Austrian Corona Panel Project*. Overall, these studies show that the lowest income households were most likely to maintain their pre-crisis disposable income and that the early crisis has thus caused a slight decrease in inequality between households. Such findings are in line with survey-based international evidence (Clark et al. 2021), estimating that absolute income inequality between households has declined in 2020 in Germany, Italy, Spain and Sweden, because policy responses have been more to the benefit of lower income groups (for similar results, see Almeida et al. 2020; Bruckmeier et al. 2020 for Germany). In summary, evidence on the impact of the pandemic on household incomes tends to suggest that the lowest income households, especially those strongly reliant on transfer income, have been shielded from financial crisis effects in 2020.

*Families with minor children* (below 18 years of age) only represent about a fifth of private households in Austria (Statistik Austria 2021a) and are underrepresented among the low-income households that were found most likely to have maintained their pre-crisis income.<sup>5</sup> Therefore, the extent to which general studies on household incomes provide relevant background information for our study on families with children is limited. Available studies do however provide important background information on the financial situation of different family types before crisis onset, from which we can infer their degree of *financial vulnerability* (i.e., risk of financial hardship if affected by income losses due to the pandemic, cf. Albacete et al. 2021). Single parents and families with more than three children for instance are since long overrepresented among those at risk of poverty. If hit by sudden income losses, most of these families are unable to maintain their standard of living even in the short-term (Albacete et al. 2021).

---

4 Some government measures have even slightly improved the incomes of the lowest income households (e.g., an increase in the benefit level of unemployment assistance).

5 Among low-income households (based on equivalized disposable income) that were found most likely to have maintained their pre-crisis income, single households are overrepresented (Albacete et al. 2021: 119).

While to date we lack knowledge about the extent to which different types of households have been affected by crisis-related income losses in Austria, research from the United Kingdom pertaining to the beginning of the crisis suggest that negative labour market and income shocks were more common among working parents than among workers without children (Cheng et al. 2021; see also Lofton et al. 2021 for the United States) and most common among low educated parents (Hupkau et al. 2020). In line with such observations there is evidence for the UK that in April/May 2020 parents tended to be more distressed financially and more pessimistic about their financial future than the childless (Cheng et al. 2021), whereas no such differences by parental status were discernible before the crisis. In a similar vein, a simulation study for Germany suggests that couples with minor children were more strongly affected by crisis-related income losses compared to childless couples (Beznoska et al. 2021).

Studies for Austria that focus on *subjective* indicators of financial well-being in times of COVID-19 so far analysed all private households and not families with children in particular. They show that in April to June 2020 the largest shares of those expecting their financial situation to deteriorate looking three to twelve months ahead were located in the lowest disposable household income quintile in Austria (Albacete et al. 2021). These findings point to widespread economic insecurity that mostly affected the *lowest income households*, even though they were least likely to record losses in disposable income (Albacete et al. 2021).<sup>6</sup> To date, neither survey data nor studies using register data provide insights into the financial well-being in times of COVID-19 among families in Austria. How did the pandemic affect the employment situation of parents? How do families with children evaluate their financial well-being in the COVID-19 crisis? This study aims to answer these questions, using measures of how the financial situation at the household level was perceived by the individuals sharing their financial resources within the household (Hamplova & Bourdais 2009; Ponthieux 2013).

### 3. Background and theoretical considerations

To capture the impact of the COVID-19 crisis not only on family incomes but on *financial well-being*, we need to combine families' differential *risk of income losses* with their *financial vulnerability*. Some families are more likely to have lost income than others (e.g., those with above-average household incomes, cf. Albacete et al. 2021: 122). Yet such differential risk is not informative about *families' financial well-being*. Families differ greatly in their capacity to cope with financial shocks (Lusardi et al. 2011: 5) and thus in terms of the risk that income losses during the year 2020 threatened their *financial well-being* (Demertzis et al. 2020). Both theoretically and empirically it is important to distinguish between the risk and the vulnerability perspective, as outlined in more detail in what follows.

---

6 This can be explained with reference to wide-spread worries about job losses in the further course of the pandemic among those still employed (Steiber 2021b: 28) and the fact that once government measures such as short-time work and temporary tax exemptions are retracted and rent referrals lifted, low income families are likely to face economic shocks.

### 3.1 *Financial risk: job losses*

In Austria, about a third of those employed in February 2020 have been in short-time work or became unemployed in the first half of 2020 (Steiber et al. 2021: 4). A simplistic *risk appraisal* predicts families with two earners to have more commonly been affected by crisis-related job and income losses than single-earner families (risk accumulation: two instead of only one job at risk, whereas transfer income was shielded from crisis effects so far). Yet, labour market risks are stratified. As in other countries, in Austria the young and lower educated population was the one most strongly affected by the crisis-related labour market risks of job loss and short-time work (Resch 2020; Steiber et al. 2021: 6). Given preferences to mate with partners who are similar in terms of age and education and thus often also in terms of labour market risks (assortative mating, Greenwood et al. 2014), we may thus find an accumulation of the risk of income losses during 2020 in particular among lower educated and younger couples (e.g., couples with two low-educated partners, younger couples with small children).

### 3.2 *Financial vulnerability: impact on financial well-being*

For Austria, Albacete et al. (2021) show that households with a particularly low *financial margin* (i.e., net income after deducting basic living costs) are single parents living with dependent children and two-parent families with three or more dependent children. On average (median value), these families can save or spend only EUR 100 a month on consumption above basic needs. Households with two parents and one or two dependent children, by contrast, have a median financial margin of about EUR 1200 (Albacete et al. 2021). From these estimates, it becomes clear that single parents and families with many children were, on average, not able to sustain their standard of living during a period of short-time work, even if that lasted only for several months. Single parents are furthermore twice as likely to have a negative financial margin (i.e., debts accruing by the month) compared to two-parent families and most of them have barely any liquid assets (Albacete et al. 2021). As a consequence, single parents would on average not be able to maintain their standard of living in the event of a complete income loss for even one month, whereas couples with up to two dependent children would on average be able to compensate by drawing on liquid assets for 12 months or more and couples with three or more children for about four months.<sup>7</sup> Such greater *financial vulnerability* of families with single earners and/or many children is reflected in *at-risk-of-poverty rates*<sup>8</sup> before crisis onset: Based on yearly incomes in 2019, it has been estimated that 14% of private households in Austria were at risk of poverty; with particularly high shares of at-risk families among single parents (31%), families with three or more children (30%, Statistik

---

7 For this estimate, Albacete et al. (2021) computed a combined indicator of households' financial margin and their liquid assets to measure the number of months during which a median household would be able to compensate for financial losses (in the event of a complete income loss).

8 Definition: someone is at risk of poverty if their equivalized household income is less than 60% of the national median household income (Statistik Austria 2021b: 16).

Austria 2021b: 78) and couples with children that involve a single male breadwinner and a non-employed mother (more than 20%, Statistik Austria 2020a).

Given such differences in the degree of *financial vulnerability* across families (Lusardi et al. 2011), some families that have lost less income in this crisis than other families (in absolute terms) may still have been harder hit in terms of their *financial well-being*. For instance, single earners may have been more strongly affected by the crisis in terms of their *financial well-being* compared to dual-earner families, because a second earner in the household can potentially compensate for financial losses (Thomas & Sawhill 2005) and because single-earner families, in particular single parents, were at a higher risk of poverty already before the crisis. Overall, we would expect the share of families reporting low *financial well-being* to have increased compared to before crisis onset, with financially vulnerable family types like single earners and families with many children likely to have seen the steepest increase in rates of poor financial well-being. Moreover, given their high level of financial vulnerability we would expect family types such as single-earner families and those with many children most likely to worry about their financial future situation.

### 3.3 Parental employment

The extent to which parental job loss or short-time work affects *families' income* depends on whether the father, the mother or both are affected. The loss of the mother's job tends to incur smaller income losses compared to the father's, given the pronounced gender pay gap (Bergmann et al. 2019) and the fact that in the majority of dual-breadwinner parents of minors the father worked full-time and the mother part-time before crisis onset.<sup>9</sup> Female part-time work tends to be more precarious than full-time work (Hintenseer 2013). However, it is not clear if (female) part-timers had a higher risk of income loss in this crisis compared to full-timers.<sup>10</sup> In fact, prior research for Austria shows that throughout 2020, the crisis had affected women's and men's employment to a rather similar degree: Compared to 2019, employment declined by about 2% with negligible gender differences (Bock-Schappelwein et al. 2021) and only slightly more men than women were on short-time work during the year 2020 (Steiber et al. 2021: 5; for similar results in the German context, see Naujoks et al. in this Special Issue). Some have argued that the COVID-19 crisis led to a re-traditionalisation of gendered employment and that mothers in particular faced a greater risk of job loss or hours reductions compared to men and childless women (e.g., Hipp & Bünning 2021; Hanzl & Rehm 2021, but Knize et al. 2021 in this Special Issue). Evidence for the United States (Lofton et al. 2021; Landivar et al. 2020) shows that in this crisis mothers' employment has declined more steeply than fathers' while the recovery of jobs has been faster for men and childless women than for mothers. Similar

9 In about 17% of families with minor children both parents worked full-time in 2019; 46% involved a full-time working father and a part-time working mother (Statistik Austria 2020b). In the remaining 37% of these families either only the father was employed (about 27%, incl. families in which the mother was on parental leave), only the mother worked (4%), both were non-employed (4%), both were part-time workers (2%), or the woman worked full-time and the father part-time (1%).

10 The exception are those who held marginal jobs (i.e., earning less than €461 per month), who were not eligible to receive short-time work benefits and thus faced a greater risk of job loss, mostly affecting women (Bock-Schappelwein et al. 2020).



results have been reported for the United Kingdom (Andrew et al. 2020) and Canada (Fuller & Qian 2021). Against the backdrop of a conservative gender regime and the predominant role of mothers as secondary earners (Riederer & Berghammer 2020) — combined with a sudden increase in family-based care work during the pandemic (Berghammer 2021 in this Special Issue) — we may expect to see a similar pattern in Austria. Yet, to date, we lack data on how the pandemic has affected the employment of fathers and mothers in Austria.

#### 4. Data and methods

The study draws on register data (AMDB) and survey data (AKCOVID, cf. Steiber 2021a). The register data are used to provide information on gendered employment risks in the COVID-19 crisis. For the analyses of income losses and financial well-being, we use a representative longitudinal survey of 2,000 respondents aged 20-64 living in Austria (AKCOVID Panel Survey with two waves of data collection and a retention rate between waves of 71%). In both waves, data were collected using a mixed-mode-design (80% of respondents taking part in an online survey; 20% were interviewed by telephone). This design provided for a good representation also of those unable or unwilling to participate in web surveys. To survey a representative sample of the population aged 20-64, quota sampling has been applied (population strata defined by gender, age, education, household size, number and age of children, and NUT2-region). Post-stratification weights are applied in all descriptive analyses to reduce potential sampling errors and non-response bias. To control for potential selective attrition between survey waves, longitudinal weights have been constructed using information collected in the first wave to predict participation in the second wave.<sup>11</sup>

The first wave of data collection took place in June 2020, i.e., three months after crisis onset and at a time when the pandemic was temporarily under control (low infection rates). The second wave was carried out in January 2021, at a time when the crisis had already lasted ten months, and in the midst of the third (extended) lockdown that was in place since mid-November with only a short break at the end of December. At the outset of the crisis unemployment reached a historic high (increase by about 66% compared to March 2019, cf. Huemer et al. 2021). Yet, by April 2020 about 30% of employees were in short-time work and further job losses could be held at bay. The number of short-time workers decreased swiftly before the first survey wave in June 2020, when about 14% of employees were in short-time work. This share further decreased to about 8% in January 2021 (Huemer et al. 2021).

---

11 The longitudinal weights account for differential participation in wave 2 based on gender, age, education, employment status, citizenship, household composition, living with partner in same household, number/age of children, self-rated health, mental health, financial well-being, region of residence, and interview mode in the first wave. The variables were entered as predictors in a logistic regression model predicting participation in wave 2. The inverse predicted probability of participation was normalized, trimmed and used as a longitudinal weight.

#### 4.1 Defining the sample of analysis: families

To allow for a detailed analysis of different family constellations, the AKCOVID study aimed at an over-representation of *families with minor children* in the survey. We define as families only those living in the same household and our attention focuses on adults living with at least one minor child (below age 18). The sample of analysis includes 905 families with minor children (i.e., 106 single parents and 799 parental couples living in the same household irrespective of the legal status of their union, cf. Table 1 for sample description). These can be compared to 565 couples who do not live in the same household with a minor ('childless' couples, who may have children not living in the household). One person per household was interviewed and asked about the household's financial well-being (4.3 for discussion); the employment situation of the partner was measured by partner-proxy reports.

Table 1: Sample description

	Total		Families	
	Number of observations	Weighted share in % <sup>3</sup>	Number of observations	Weighted share in % <sup>3</sup>
Women	1003	51%	459	49%
Men	997	49%	446	51%
<b>Age</b>				
20-29	347	20%	122	7%
30-39	492	22%	369	31%
40-49	483	23%	287	36%
50-59	519	26%	120	24%
60-64	159	9%	7	3%
<b>Household type</b>				
Singles, no minor child	378	23%	-	-
Single parent <sup>1</sup> child <18 years	106	4%	106	10%
Couple <sup>2</sup> no minor child	565	27%	-	-
Couple, youngest child <6 years	392	14%	392	35%
Couple, youngest child 6<18 years	407	21%	407	55%
Other	152	11%		
<b>Employment status 06/2020</b>				
Employed incl. self-employed	1.173	58%	565	65%
Short-time work (STW)	259	13%	125	13%
Unemployed/activation training	159	9%	61	7%
Out of labour force or on leave	407	20%	154	15%
No information	2	0%	0	0%
<b>Total</b>	<b>2000</b>	<b>100%</b>	<b>905</b>	<b>100%</b>

Sample of first wave data: The survey data (total) cover a representative sample of the population aged 20 to 64 years and living in Austria. The analysis sample of families refers to co-residing heterosexual couples and single parents with at least one child under age 18. Notes: (1) About 75% of single parents in the sample are women. (2) About 2.2% are same-sex couples (N=29). (3) post-stratification weights applied.

## 4.2 *Employment situation and income losses*

Respondents reported on their own and their partner's *employment situation* before and after crisis onset. Combining direct and proxy information on mothers' and fathers' employment status in each interviewed household, we construct a variable for parental work arrangements, differentiating between *dual earners* (both partners employed before crisis onset) and *male breadwinner couples* (the man was employed full-time or self-employed, while the woman was not employed or on parental leave). Case numbers did not allow for a further differentiation of *dual earners* depending on the full- or part-time status of the woman (predominance of maternal part-time work in this group). We distinguish couples according to their level of education (*both high/low educated* based on whether or not both partners had a higher education entrance qualification).<sup>12</sup> Case numbers allow for this differentiation among dual-earner couples only.

Whether or not households have experienced income losses until June 2020<sup>13</sup> was measured by agreement to the statement "We have to manage on a lower household income since the start of the Corona crisis" (1-does not apply at all, 2-does not apply, 3-in part, 4-applies to some degree, 5-applies completely).

## 4.3 *Measures of financial well-being*

In line with Brügger et al. (2017: 2), we define financial well-being as the "*perception of being able to sustain current and anticipated desired living standards and financial freedom*". We use several items to measure different dimensions of *subjective financial well-being*. Based on a classical item, included in the European Social Survey, we tap respondents' *feelings about their household income* – at the time of the interview compared to before the crisis in February 2020 (1-living comfortably, 2-coping, 3-difficult to manage, 4-very difficult to manage). Answers are dichotomized with values 3 to 4 denoting *financial fragility* (Demertzis et al. 2020). We measure *financial distress* asking if families *had to draw on savings or incur debt to meet living expenses* and if families started to *miss payments* (e.g., failure to pay bills, rent or mortgages). As financial well-being is also influenced by future expectations and job insecurity (Choi et al. 2020; Vera-Toscano et al. 2006), we furthermore examine *financial anxiety*, i.e., *worries about future financial problems as a result of the crisis* using an 11-point scale (0-not at all worried, 10-extremely worried, dichotomized with values of 7 or higher denoting a strong worry).

We focus on measuring subjective financial well-being at the *household level*; the investigation of potential gender differences in individual financial well-being *within* households (Knittler & Heuberger 2018) is outside the scope of this study. To test our assumption of income pooling at the household level, we carried out regression analyses, which confirm that the household's financial well-being is assessed similarly, irrespective of whether it is reported by a female or male interviewee.

<sup>12</sup> 'Matura' in the Austrian context, which is comparable to the British A-levels.

<sup>13</sup> This item was not included in the second wave of data collection.

#### 4.4 Analytical strategy

In a first step, we use register and survey data to investigate the impact of the crisis on the employment situation of parents and to ascertain if working women and in particular mothers were more likely to lose their jobs or to register for short-time work than men or the childless. In a second step, we move the analysis to the household level and estimate the risk of income losses in connection with job loss or short-time work (STW) in different family constellations. The Austrian *family hardship fund* granted financial support to families with minor children in which at least one co-residing parent either lost the job due to the crisis, was sent into STW, or had substantial losses of income from self-employment. Since most of those eligible for hardship funds were parents experiencing one of the first two, we computed a combined risk of STW or job loss. We investigate if this risk was affected by the number of earners in the family, the age and number of children and the level of parents' education. Since parents of younger children tend to be younger themselves, the age of the youngest child serves as a proxy for parental age to investigate our expectation that young parents have been particularly hard hit. Third, we estimate the shares of (different types of) families who reported having lost part of their household income due to the crisis. Finally, we turn to analyse *subjective financial well-being* at the household level, based on the assumption that in most families with minor children, financial resources are pooled and shared among family members (Hamplova & Bourdais 2009; Ponthieux 2013). We investigate which family types were most at risk of low *financial well-being* due to crisis-related income losses. Section 5 provides descriptive results based on register and survey data. Tests for the statistical significance of differences between family types are provided in the [supplementary material](#).

## 5. Results

### 5.1 Employment situation and income losses

#### 5.1.1 Employment situation of mothers and fathers

As shown by the register data (Table 2), in Austria crisis-related labour market risks in 2020 were rather similar for women and men. Of all those aged 20-64 and employed in February 2020, about 27% of men and 24% of women were in short-time work (STW) in April 2020 and about 6%-7% of each gender lost their job and became unemployed (UNE). By June 2020, about 16% of men and 14% of women were on STW and 4%-5% were unemployed (and about 4% of each gender left the labour force, mostly into retirement). Overall, about 39% of men and 34% of women experienced a spell of STW or UNE in the first half of 2020. Moreover, mothers have not been more strongly affected by job loss or STW than the childless or men. Between crisis onset and the end of 2020, about 43% of pre-crisis employed men and 37% of women had a spell of STW or UNE, irrespective of motherhood status (Table 2).

Table 2: Share of those employed in February 2020, who changed into the different employment statuses, in %

<b>April 2020</b>	REG	STW	UNE	OLF	Cumulative STW or UNE March-April
	%	%	%	%	%
Men 20-64	63.3	<b>26.9</b>	<b>6.0</b>	3.8	35.6
Women 20-64	65.0	<b>24.1</b>	<b>6.5</b>	4.4	31.9
Mothers child <6	68.3	<b>22.5</b>	<b>6.8</b>	2.5	30.7
Mothers child 6<18	68.4	<b>24.7</b>	<b>6.1</b>	0.8	32.0
<b>June 2020</b>	REG	STW	UNE	OLF	Cumulative STW or UNE March-June
	%	%	%	%	%
Men 20-64	76.1	<b>15.5</b>	<b>4.4</b>	3.9	38.9
Women 20-64	76.7	<b>13.8</b>	<b>4.9</b>	4.5	34.0
Mothers child <6	79.3	<b>12.3</b>	<b>5.9</b>	2.5	32.8
Mothers child 6<18	80.6	<b>13.9</b>	<b>4.7</b>	0.9	34.0
<b>January 2021</b>	REG	STW	UNE	OLF	Cumulative STW or UNE March-December
	%	%	%	%	%
Men 20-64	80.5	<b>6.8</b>	<b>6.5</b>	6.2	43.0
Women 20-64	78.7	<b>9.0</b>	<b>5.5</b>	6.8	37.3
Mothers child <6	83.9	<b>6.4</b>	<b>5.4</b>	4.2	36.2
Mothers child 6<18	84.3	<b>9.2</b>	<b>5.1</b>	1.4	36.9

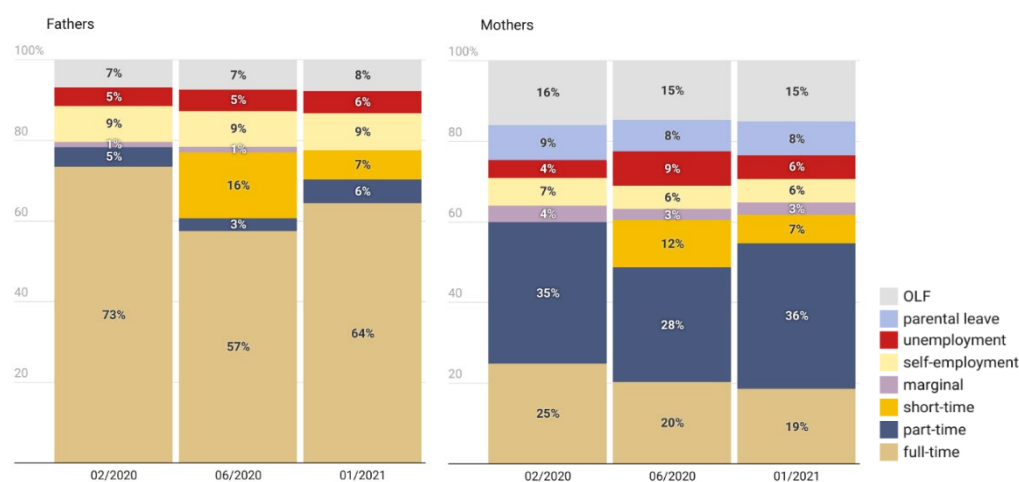
Source: Labour Market Database (AMDB). Sample: all persons employed at least 14 days in February 2020 (100%) including marginal employment that earns <EUR 460,66 per month (*geringfügige Beschäftigung*). This includes 2.08 million men and 1.85 million women. Mothers include those who had a life birth from March 1 2002. Fathers cannot be identified in the AMDB. Abbreviations: REG-regular employment (maintenance of status), STW-short-time work, UNE-registered unemployment, OLF-out of labour force (e.g., retirement).

Our survey data from June 2020 are close to the register data in terms of employment changes across 2020, thus proving highly representative. Limiting our sample to those aged 20-64 and employed in February 2020, we find that about 17% of the pre-crisis employed were in STW in June 2020 and about 4% were newly unemployed, with non-significant differences between women and men (Steiber et al. 2021: 5). Robustness analyses based on our survey data confirm that the presence and age of children had no impact on the risks of STW or UNE in June 2020, either for men or for women (cf. regression analysis in the [supplementary material](#), Table S1). That is, in contrast to what has been found for countries such as the UK or the US, in Austria parents have not been more strongly affected by crisis-related job losses or STW compared to the childless. Moreover, we find no difference in the odds of STW or UNE between full-timers and part-timers (see [supplementary material](#), Table S1).

The survey data further show how the crisis has affected parental working hours. As illustrated in Fig. 1, the share of mothers with minor children working either full-time, part-time or short-time remained stable at its pre-crisis level. That is, the sum of the shares of mothers in one of these three statuses was constantly at about 60% from February 2020 through to January 2021. In June 2020, about 12% of mothers were on STW and this share declined to about 7% by January 2021. The share of part-time work

first declined – concomitant to the rise in STW – but then recovered to the original level of about 35%-36%. Yet, the share of full-time work declined from about 25% pre-crisis to 19%. It thus appears that the return-flows from STW to regular employment among mothers worked better in case of part-time work. Unless most of the mothers who were in STW in January 2021 will eventually return to full-time work, this may result in a further spread of part-time work among mothers as a result of the COVID-19 crisis. The first half of 2020 also saw a rise in the share of unemployed mothers from about 4% to 9% in the first three pandemic months, which then declined to about 6% by January 2021.

**Figure 1:** Parental employment situation pre-crisis, three and ten months after crisis onset



*Sample: Mothers and fathers with children <18 years in February 2020 (N=785 for 02/2020 and 06/2020 and N=529 for 01/2021). As the share of fathers on leave is so small (<1%), they were added to those outside the labour force (OLF).*

Among fathers, the summative share of those working either full-, part- or short-time also remained stable (sum of the shares in these statuses at about 77% throughout, cf. Fig. 1). In June 2020, about 16% of fathers were in STW and this share declined to about 7% by January 2021. In the [supplementary material](#) (Fig. S1), we provide ancillary analyses that differentiate by the age of children, showing that those most likely to move from full- to part-time work in the second half of 2020 were mothers of children below schooling age. The mid-year increase in the share of unemployed mothers can be traced to a combination of a dampened level of job creation that may have delayed labour market re-entry after parental leave, some declines in self-employment and the loss of marginal jobs (Bock-Schappelwein et al. 2020; Bock-Schappelwein, Fink, et al. 2021).

### 5.1.2 Employment and income situation of families

In a next step, we investigate the degree to which parental income loss during the crisis accumulated at the household level. In June 2020, in about 19% of single parents and 36% of couple households with minor children at least one parent was affected by either UNE

or STW (Table 3). About a third of families with two employed parents saw at least one parent lose the job or move to STW by June 2020. However, we find heterogeneity within dual earners: those involving two high-educated parents were less at risk (21% in 06/2020; 8% in 01/2021) compared to those that involved two low-educated parents (38% and 40%, respectively). This difference is statistically significant, suggesting that labour market risks accumulated in low-educated couples (in about 10% of these couples both parents were affected). We furthermore find higher shares of affected parents among (younger) parents with small children (about 40% in 06/2020) than among parents of older children (33%). Male breadwinner families (one job to lose) were not less likely to be affected by parental STW or UNE than dual earners in June 2020, showing that male breadwinners are a select group with heightened labour market risks. Yet, by January 2021 many of the affected male breadwinners appear to have moved back to regular employment, while the share of those in STW or UNE remained very high among low-educated dual earners (about 40%).

### 5.1.3 Income losses among families

Parental labour market dislocations, and in particular the exceptionally wide-spread experience of STW, led to income losses at the household level. Among couples with minor children, about a third (33%) reported that they had to manage on a lower household income in June 2020 compared to just before the crisis (Fig. 2). We find no difference between dual-earner and male breadwinner families, but *within* dual earners, the share of families with income losses was substantially higher among couples with two low-educated parents compared to those with two high-educated parents (25% versus 37%, significant gap at  $p < 0.05$ ). The share of families with income losses was particularly high among couples with 3+ children (about 40%) and single parents (42%). The latter is in part the result of reduced or postponed alimony payments by non-resident fathers, who may have been affected by income losses (Fuchs & Premrov 2020). In summary, we find the largest shares of families with income losses among those who were already more likely to have low incomes and higher poverty risks before the crisis.

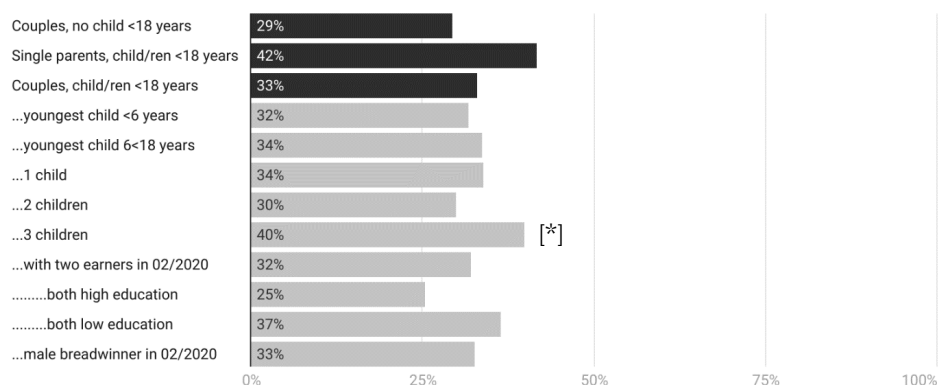
Table 3: Families with at least one parent affected by unemployment (UNE) or short-time work (STW) in June 2020 and January 2021

	unemployed or in short-time work (in %)				N
	Only mother	Only father	Both parents	TOTAL: at least 1 parent affected	
<b>June 2020</b>					
Single parents, child <18 years	-	-	-	18.6	106
Couples, child <18 years	14.0	15.1	6.7	35.8	793
youngest child <6 years	12.4	20.9	6.6	39.9	386
youngest child 6<18 years	15.1	11.5	6.7	33.3	407
1 child	14.9	13.4	8.1	36.4	342
2 children	12.0	16.1	4.5	32.6	356
3 children	[17.8]	[18.6]	[8.7]	[45.1]	[95]
with two earners in 02/2020	15.0	10.4	7.4	32.8	506
both high education	9.8	8.4	3.1	21.3	130
both low education	18.1	10.2	9.8	38.1*	281
male breadwinner in 02/2020	4.7	29.7	1.1	35.5	165
<b>January 2021</b>					
Single parents, child <18 years	-	-	-	[11.3]	[79]
Couples, child <18 years	9.4	9.2	3.6	22.2	523
youngest child <6 years	4.8	11.4	4.7	20.9	235
youngest child 6<18 years	12.1	7.8	2.9	22.8	288
1 child	11.8	9.4	6.4	27.6	227
2 children	5.6	9.6	1.3	16.5	234
3 children	[12.5]	[6.6]	[0.6]	[19.7]	[62]
with two earners in 02/2020	9.6	7.5	3.9	21.0	344
both high education	[3.1]	[2.0]	[3.3]	[8.4]	[86]
both low education	20.0	11.0	9.4	40.4*	197
male breadwinner in 02/2020	2.5	7.8	3.2	13.5	111

Sample: Co-residing parents and single parents with at least one minor child (same-sex couples excluded). Weighted analysis. Families with two earners include couples in which the mother and father were employed in 02/2020 (including marginal employment and self-employment). Male breadwinner households comprise families with a father who was full-time or self-employed in 02/2020, while the mother was not employed or on leave. Values in parentheses are based on fewer than 100 observations. [\*] significant difference compared to two earners 'both high education' ( $p < 0.05$ ).



Figure 2: Families affected by income loss in June 2020



Sample: Co-residing couples with ( $N=785$ ) and without ( $N=565$ ) minor child/ren and single parents with minor child/ren ( $N=106$ ); same-sex couples excluded. Weighted analysis. The difference between couples without a minor child and single parents is significant ( $p<0.05$ ) as is the difference among dual-earners between those with a) high-educated and b) low educated parents ( $p<0.05$ ). [\*] low case numbers.

## 5.2 Subjective financial well-being

### 5.2.1 Feelings about household income: financial fragility

Whereas in February 2020 about 8% of couples with minor children had difficulties managing with their household income, this share of financially fragile families had increased to about 21% by June 2020 and remained at this elevated level until January 2021 (Fig. 3). In line with findings for the United Kingdom (Cheng et al. 2021), shares of financially fragile couples were higher among parents than the childless (Table S2 in the supplementary material for significance test). Among couples with minor children, the largest shares of financially fragile families in June 2020 were those with 3+ children (32%) and single parents (36%). We generally find higher shares of male breadwinner families than dual-earner parents with difficulties making ends meet in times of COVID-19. Yet, among the latter, a great deal of heterogeneity is observed: Among dual-earner households with two high-educated parents the share of those with financial problems remained low during the crisis with at most one in ten families having difficulties making ends meet (10% in 06/2020, 4% in 01/2021), whereas among low-educated parents this share amounted to about a fifth at both points in time (Table S2 for significance tests).

Overall, we find those family types to experience the greatest levels of financial fragility in times of crisis who were already at a higher risk of poverty before the crisis: single parents and families with many children. We do however also observe a sizable share of financially fragile families among those who were relatively well protected from financial hardship before the crisis: dual-earner parents.

### 5.2.2 Running into debts and failure to meet financial obligations: financial distress

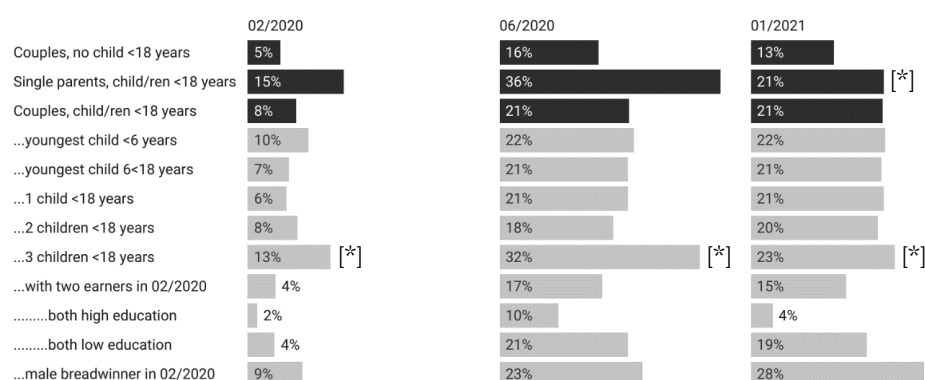
About a quarter of single parents and about a fifth of parental couples had to draw on savings or to accrue debts due to financial losses since the start of the crisis (Fig. 4, graph

on top). Since not all families have savings to fall back on, the share of those who had to go into debt to avoid falling into arrears will be higher among families with a small financial margin such as single parent families. About 14% of single parents and 8% of couple parents were not able to meet their financial obligations (e.g., paying bills, rent or mortgages) in June 2020 (Fig. 4, graph in the middle). In terms of subgroup analysis, we find parents of minors, especially single parents, at significantly higher risk of financial distress compared to childless couples (Table S2 for significance tests). Moreover, the share of parents in financial distress (drawing on savings or accruing debt to maintain living standard) was significantly higher among low-educated than among high-educated dual earners (about 21% and 12% respectively in June 2020) and it appeared that male breadwinner families saw less of an improvement in their financial well-being until January 2021 compared to other family types.

### 5.2.3 Worries about the financial future: financial anxiety

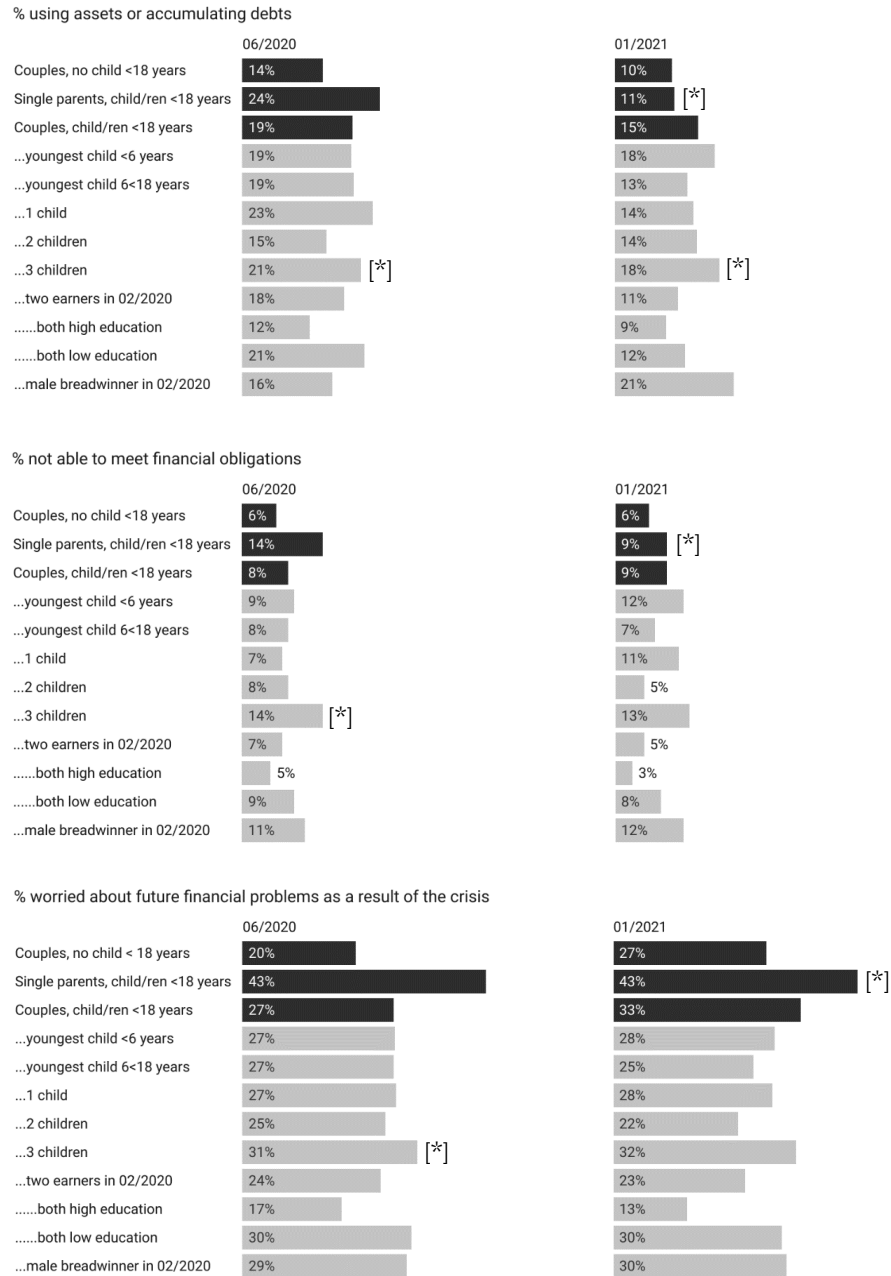
Financial anxiety was wide-spread in the first ten months of the pandemic: about every third family with minor children strongly worried about their financial situation in the further course or aftermath of the pandemic (Fig. 4, graph at the bottom). Such financial anxiety was significantly more pronounced among families with children than among childless couples (Table S2 for significance tests). No significant differences emerged depending on the number or age of children. In couple households with minor children, significantly higher shares of low-educated dual earners (about 30%) and male breadwinners (29%) than higher educated dual earners (17%) expressed financial future worries in June 2020. While the concerns of the latter further decreased until January 2021 (to about 13%), those of low-educated two-earner and male breadwinner families remained at the high level of June 2020.

**Figure 3:** Families with difficulties managing on household income before and during the crisis



*Sample: Co-residing couples with minor child/ren (N=782 reporting on February and June 2020 in W1, 531 interviewed in W2 in January 2021) and without minor child/ren (N=556 in W1, 421 in W2) and single parents with minor child/ren (N=105 in W1, 68 in W2). Weighted analysis. [\*] low case numbers (N=68 single earners in W2; N=92 with 3+ children in W1 and 61 in W2).*

Figure 4: Families with low financial well-being during the crisis



Sample: Co-residing couples with minor child/ren (N=775-785 depending on item in W1; N=529-533 depending on item in W2) and single parents with minor child/ren (N=105-106 in W1 and 69 in W2), weighted. [\*] low case numbers (N=68 single earners in W2; N=92 with 3+children in W1 and 61 in W2).

## 6. Conclusion and discussion

This study provided evidence on how the COVID-19 crisis in Austria had affected the employment situation of parents and the financial well-being of different family types in the first ten months of the crisis. Our analytical strategy involved the combination of *objective* data on parental labour market shocks with *subjective* data on the implications of income losses for the financial well-being of families that allow for an assessment of how families experienced their situation

Based on register data, we found that parental employment rates remained relatively stable at pre-crisis levels, mainly due to the wide use of short-time work (STW). Mothers in Austria were not more strongly affected by the labour market crisis of 2020 than fathers or childless women, i.e., among working parents, equal shares of mothers lost their job or went on STW compared to men or childless women. In line with Germany, in fact, a slightly larger share of male than female workers were on STW in the year 2020. According to a systematic review by Gottardello and Mazrekaj (2021), these findings are in contrast to some studies carried out in countries such as the United States, the United Kingdom or Canada, that found substantive gender gaps in employment and income shocks to the disadvantage of mothers. Yet, in the other countries for which studies have been published in peer reviewed journal articles, the evidence of gendered effects of the pandemic on employment and earnings was highly mixed. None of the studies published and included in the systematic review had used register data. Adams-Prassl et al. (2020) used international survey data and found significant differences in job loss rates by gender in the United States and the United Kingdom, but not in Germany. Some studies found women—in particular mothers with young children—were more likely to reduce their working hours in the pandemic compared to men (e.g., Hupkau & Petrongolo 2020 for the UK; Collins et al. 2021 and Zamarro & Prados 2021 for the US; Fuller & Qian 2021 and Lemieux et al. 2020 for Canada; Yaish et al. 2021 for Israel). Our study found some evidence which points at a potential further spread of part-time work among mothers as a consequence of the pandemic also in Austria (i.e., in case mothers who were in STW in 2021 re-enter regular employment on a part-time basis). Time will tell if this will be among the longer-term consequences of STW for working conditions (Steiber 2021c).

Although the STW programme was able to keep job and income losses at bay, the labour market crisis had a stark impact on household incomes. About 36% of couples with minor children were affected by STW or job loss in the first half of 2020. Consequently, about a third of parental couples reported a drop in their household income, with particularly high shares among low-educated dual earners and male breadwinner families. About a fifth of single parents were affected by STW or unemployment in June 2020, yet due the shortfall of alimony payments, more than 40% reported income losses. A family type that was certainly also hard hit by the crisis were migrant families, given the greater risk of job and income loss among workers without Austrian citizenship (Steiber 2021b: 49). Due to limitations in terms of sample size, the present study was not able to provide separate analyses for these families.

Despite the wide use of STW and government support to families affected by crisis-related income losses, the share of families in financial difficulties has substantially increased in the first ten months of the crisis, especially among those with a single earner

(single parents and male breadwinners) and those with many children, many of whom were at risk of poverty already before the crisis. Although the use of STW decreased over the course of 2020 and despite government measures aimed to contain the financial fallout from the crisis (e.g., hardship funds) many families were still in financial distress in January 2021 and worried about their financial future. The persistence of financial distress highlights the longer-term impact of the financial shocks resulting from STW and job loss on household budgets.

Not only those families who were at risk of poverty already before the crisis were affected by financial distress due to the COVID19 crisis. Sizeable shares of dual-earner families with children, who appeared relatively well protected from financial hardship before the crisis had difficulties managing on reduced household incomes and had to draw on savings or accrue debt to compensate for the income losses, especially among lower educated dual earners.

Overall, we may see at-risk-of-poverty rates increase in Austria in the aftermath of the COVID-19 crisis, as predicted by Heitzmann (2020). This poses risks not only for the parents who are directly affected by labour market dislocations, but also for the welfare of their children (Misra et al. 2012). Based on evidence that parental job loss affects children's educational outcomes (Gregg et al. 2012; Kalil & Wightman 2011; Rege et al. 2011; Stevens & Schaller 2011), their subjective well-being and happiness (Nikolova & Nikolaev 2021), and their physical health (Mörk et al. 2014; Lindo 2011), it comes as no surprise to see first evidence on the negative implications of labour market shocks borne by parents during the COVID-19 pandemic on their children: children of those affected by financial shocks in 2020 have for instance been found to receive fewer learning resources such as tutoring (Hupkau et al. 2020) and to have lower mental well-being (Langmeyer et al. 2020) compared to children from families that were not in financial distress. Of course, families in financial distress during the pandemic experience negative effects beyond the purely economic: financial instability, especially at a low income, amplifies psychological distress in the household with negative implications for parental and child wellbeing (Gadermann et al. 2021). Mental distress and material hardship in early childhood, even if short-lived, can have lasting implications on children's development and lives.

## **Acknowledgments**

The AKCOVID Panel Survey was funded by the Vienna Chamber of Labour, the European Centre for Welfare Policy and Social Research, the Institute for Advanced Studies (IHS), and Gesundheit Österreich.

## References

- Adams-Prassl, A., Boneva, T., Golin, M. & Rauh, C. (2020). Inequality in the impact of the coronavirus shock: Evidence from real time surveys. *Journal of Public Economics*, 189, 1-33.  
<https://doi.org/10.1016/j.jpubeco.2020.104245>
- Albacete, N., Fessler, P., Kalleitner, F., & Lindner, P. (2021). How has COVID-19 affected the financial situation of households in Austria? *Monetary Policy and the Economy*, Q4/20-Q1/21, 111-130.
- Almeida, V., Barrios, S., Christl, M., De Poli, S., Tumino, A., & van der Wielen, W. (2020). Household's income and the cushioning effect of fiscal policy measures during the Great Lockdown. *JRC Working Paper on Taxation and Structural Reforms 6/2020*. Seville.
- AMDB. (n.d.). Arbeitsmarktdatenbank des Arbeitsmarktservice Österreich und des Bundesministeriums für Arbeit, Soziales, Gesundheit und Konsumentenschutz.  
<https://arbeitsmarktdatenbank.at/>
- Andrew, A., Cattan, S., Costa Dias, M., Farquharson, C., Kraftman, L., Krutikova, S., Phimister, A., & Sevilla, A. (2020). How are mothers and fathers balancing work and family under lockdown? *IFS Briefing Note BN290*. London.  
<https://doi.org/gspd>
- Angel, S., Disslbacher, F., Humer, S., & Schnetzer, M. (2019). What did you really earn last year? Explaining measurement error in survey income data. *Journal of the Royal Statistical Society: Series A*, 182, 4, 1411-1437.  
<https://doi.org/10.1111/rssa.12463>
- APA-OTS. (2021). Corona-Familienhärtefonds wird aufgestockt und verlängert.  
[www.ots.at/presseaussendung/OTS\\_20210224\\_OTS0175/sieber-corona-familienhaertefonds-wird-aufgestockt-und-verlaengert](http://www.ots.at/presseaussendung/OTS_20210224_OTS0175/sieber-corona-familienhaertefonds-wird-aufgestockt-und-verlaengert) [retrieved April 7, 2021]
- Berghammer, C. (2021) Childcare and housework during the lockdown in Austria: Traditional division or new roles? *Journal of Family Research*. Early View.
- Bergmann, N., Scheele, A., & Sorger, C. (2019). Variations of the same? A sectoral analysis of the gender pay gap in Germany and Austria. *Gender, Work & Organization*, 26, 5, 668-687.  
<https://doi.org/gj44zg>
- Beznoska, M., Niehues, J., & Stockhausen, M. (2021). Verteilungsfolgen der Corona-Pandemie: Staatliche Sicherungssysteme und Hilfsmaßnahmen stabilisieren soziales Gefüge. *Wirtschaftsdienst*, 101, 1, 17-21.
- Blom, A. G., & Möhring, K. (2021). Soziale Ungleichheit in der Beschäftigungssituation während der frühen Phase der Coronakrise. In: DeStatis (Ed.), *Datenreport 2021—Sozialbericht für Deutschland*. 476-483.
- Bock-Schappelwein, J., Fink, M., Mayrhuber, C., & Rocha-Akis, S. (2021). Selbständige Erwerbstätige in Österreich: Struktur, Einkommen und Betroffenheit von der COVID-19 Krise. *WIFO Monatsbericht*, 3, 205-223.
- Bock-Schappelwein, J., Huemer, U., & Hyll, W. (2020). COVID-19-Pandemie: Rückgang der Beschäftigung verlangsamt sich im Mai etwas. *WIFO Research Brief No 8*. Vienna.

- Bock-Schappelwein, J., Huemer, U., & Hyll, W. (2021). Beschäftigung 2020: Bilanz nach einem Jahr COVID-19-Pandemie. *WIFO Research Brief No. 1*.
- Bruckmeier, K., Peichl, A., Wiemers, J., & Wollmershäuser, T. (2020). Covid-19-Krise: Für das Jahr 2020 ist mit keinem Anstieg der Einkommensungleichheit in Deutschland zu rechnen. *ifo Schnelldienst digital*, 1, 16, 1-3.
- Brüggen, E. C., Högrevé, J., Holmlund, M., Kabadayi, S., & Löfgren, M. (2017). Financial well-being: A conceptualization and research agenda. *Journal of Business Research*, 79, 228-237. <https://doi.org/gbvrjs>
- Bundesagentur für Arbeit. (2021). Tabellen: Realisierte Kurzarbeit (hochgerechnet) (Monatszahlen). Deutschland, Länder, Regionaldirektionen, Agenturen für Arbeit und Kreise (as of 08/2021). <https://statistik.arbeitsagentur.de/Statistikdaten/Detail/Aktuell/iiia7/kurzarbeit-hr/kurzarbeit-hr-d-0-xlsx.xlsx> [retrieved August 26, 2021]
- Cheng, Z., Mendolia, S., Paloyo, A. R., Savage, D. A., & Tani, M. (2021). Working parents, financial insecurity, and childcare: Mental health in the time of COVID-19 in the UK. *Review of Economics of the Household*, 19, 1, 123-144. <https://doi.org/gspg>
- Choi, S. L., Heo, W., Cho, S. H., & Lee, P. (2020). The links between job insecurity, financial well-being and financial stress: A moderated mediation model. *International Journal of Consumer Studies*, 44, 4, 353-360. <https://doi.org/ghnzk6>
- Clark, A., Ambrosio, C., & Lepinteur, A. (2021). The Fall in Income Inequality during COVID-19 in Five European Countries. *ECINEQ Working Paper No. 565*. Rome. <http://www.ecineq.org/milano/WP/ECINEQ2020-565.pdf>
- Collins, C., Landivar, L. C., Ruppanner, L. & Scarborough W. J. (2021). COVID-19 and the gender gap in work hours. *Gender, Work & Organization*, 28, S1, 101-112.
- Demertzis, M., Domínguez-Jiménez, M., & Lusardi, A. (2020). The financial fragility of European households in the time of COVID-19. *Bruegel Policy Contribution No. 15*. Brussels.
- Fink, M., Moreau, C., & Rocha-Akis, S. (2020). Auswirkungen der Covid-19-Krise auf die Einkommenslage der privaten Haushalte. In: BMSGPK (Ed.), *COVID-19: Analyse der sozialen Lage in Österreich*. Vienna: Bundesministeriums für Arbeit, Soziales, Gesundheit und Konsumentenschutz, 44-59.
- Fuchs, M., & Premrov, T. (2020). Alleinerziehende und ihre Kinder während und nach der Krise: Herausforderungen und Strategien. In: BMSGPK (Ed.): *COVID-19: Analyse der sozialen Lage in Österreich*. Vienna: Bundesministeriums für Arbeit, Soziales, Gesundheit und Konsumentenschutz, 258-270.
- Fuller, S., & Qian, Y. (2021). Covid-19 and the gender gap in employment among parents of young children in Canada. *Gender & Society*, 35, 2, 206-217. <https://doi.org/gjhtck>
- Gadermann, A. C., Thomson, K. C., Richardson, C. G., Gagné, M., McAuliffe, C., Hirani, S., & Jenkins, E. (2021). Examining the impacts of the COVID-19 pandemic on family mental health in Canada: Findings from a national cross-sectional study. *BMJ Open*, 11, 1, e042871. <https://doi.org/gsph>

- Gottardello, D., & Mazrekaj, D. (2021). The COVID-19 pandemic and gender inequality on the labour market: A systematic review and future directions. <https://denimazrekaj.com/wp-content/uploads/COVID-19-and-Gender-Gottardello-and-Mazrekaj.pdf> [retrieved 15 August, 2021]
- Greenwood, J., Guner, N., Kocharkov, G., & Santos, C. (2014). Marry your like: Assortative mating and income inequality. *American Economic Review*, 104, 5, 348-353. <https://doi.org/gdj8rq>
- Gregg, P., Macmillan, L., & Nasim, B. (2012). The impact of fathers' job loss during the recession of the 1980s on their children's educational attainment and labour market outcomes. *Fiscal Studies*, 33, 2, 237-264. <https://doi.org/f32643>
- Hamplova, D., & Bourdais, C. L. (2009). One pot or two pot strategies? income pooling in married and unmarried households in comparative perspective. *Journal of Comparative Family Studies*, 40, 3, 355-385. <https://doi.org/gspj>
- Hanzl, L., & Rehm, M. (2021). Less Work, More Labor: School Closures and Work Hours during the COVID-19 Pandemic in Austria. *Ifso Working Paper No. 12*. [https://www.uni-due.de/imperia/md/content/soziooekonomie/ifsowp12\\_hanzlrehm2021.pdf](https://www.uni-due.de/imperia/md/content/soziooekonomie/ifsowp12_hanzlrehm2021.pdf) [retrieved 15 August, 2021]
- Heitzmann, K. (2020). Armut und soziale Ausgrenzung während der COVID-19 Pandemie. In: BMSGPK (Ed.), *COVID-19: Analyse der sozialen Lage in Österreich*. Vienna: Bundesministeriums für Arbeit, Soziales, Gesundheit und Konsumentenschutz, 60-87.
- Hinterseer, T. (2013). Part-time work: Atypical? Precarious? Normal? *European Journal of Futures Research*, 1, 1, 18. <https://doi.org/gg4hj6>
- Hipp, L., & Bünning, M. (2021). Parenthood as a driver of increased gender inequality during COVID-19? Exploratory evidence from Germany. *European Societies*, 23, sup1, 658-673. <https://doi.org/ghrz33>
- Huemer, U., Kogler, M., & Mahringer, H. (2021). *Kurzarbeit als Krisen-Instrument in der COVID-19-Pandemie*. Kurzexptise zum Vergleich der Modelle ausgewählter europäischer Länder Vienna: WIFO. <https://www.wifo.ac.at/www/pubid/67020> [retrieved 27 August, 2021]
- Hupkau, C., Ispording, I., Machin, S., & Ruiz-Valenzuela, J. (2020). Labour market shocks during the COVID-19 pandemic, inequalities and child outcomes. *IZA Discussion Paper 14000*. Bonn.
- Hupkau, C. & Petrongolo, B. (2020). Work, care and gender during the COVID-19 crisis. *Fiscal Studies*, 41, 3, 623-651.
- Kalil, A., & Wightman, P. (2011). Parental job loss and children's educational attainment in black and white middle-class families: Job loss and children's educational attainment. *Social Science Quarterly*, 92, 1, 57-78. <https://doi.org/dkqszc>



- Kalleitner, F., & Schiestl, D. W. (2020). Einkommenseinbußen in der Frühphase der Corona-Krise. <https://viecer.univie.ac.at/corona-blog/corona-blog-beitraege/blog07/> [retrieved August 26, 2021]
- Knittler, K., & Heuberger, R. (2018). Armut und Erwerbsarbeit – ein neuer Indikator. *Statistische Nachrichten*, 3, 2018, 226-241.
- Knize, V., Tobler, L., Christoph, B., Fervers, L., & Jacob, M. (2021) Workin' moms ain't doing so bad: Evidence on the gender gap in working hours at the outset of the COVID-19 pandemic. *Journal of Family Research*, Early View. <https://doi.org/10.20377/jfr-717>
- Landivar, L. C., Ruppanner, L., Scarborough, W. J., & Collins, C. (2020). Early signs indicate that COVID-19 is exacerbating gender inequality in the labor force. *Socius*. <https://doi.org/ghztbs>
- Langmeyer, A., Guglhör-Rudan, A., Naab, T., Urlen, M., & Winklhofer, U. (2020). Kind sein in Zeiten von Corona. Ergebnisbericht zur Situation von Kindern während des Lockdowns im Frühjahr 2020. *Bericht des Deutschen Jugendinstituts*. Munich. <https://www.dji.de/themen/familie/kindsein-in-zeiten-von-corona-studienergebnisse.html> [retrieved 27 August, 2021]
- Lemieux, T., Milligan, K., Schirle, T., Skuterud, M. (2020). Initial impacts of the COVID-19 pandemic on the Canadian labour market. *Canadian Public Policy*, 46, S1, 55-65.
- Lindo, J. M. (2011). Parental job loss and infant health. *Journal of Health Economics*, 30(5), 869-879. <https://doi.org/djq87c>
- Lofton, O., Petrosky-Nadeau, N., & Seitelman, L. (2021). Parents in a Pandemic Labor Market. Federal Reserve Bank of San Francisco *Working Paper 2021-04*. San Francisco. <https://doi.org/10.24148/wp2021-04>
- Lusardi, A., Schneider, D., & Tufano, P. (2011). Financially Fragile Households: Evidence and Implications. *NBER Working Paper No. 17072*. Cambridge, MA. <https://doi.org/frx2hb>
- Martin, A., Markhvida, M., Hallegatte, S., & Walsh, B. (2020). Socio-economic impacts of COVID-19 on household consumption and poverty. *Economics of Disasters and Climate Change*, 4, 3, 453-479. <https://doi.org/gg56c5>
- Misra, J., Moller, S., Strader, E., & Wemlinger, E. (2012). Family policies, employment and poverty among partnered and single mothers. *Inequality across the Globe*, 30, 1, 113-128. <https://doi.org/fzcfwr>
- MISSOC. (2020). Your social security rights in Austria. European Commission. <https://ec.europa.eu/social/BlobServlet?docId=13730&langId=en> [retrieved August 26, 2021]
- Mörk, E., Sjogren, A., & Svaleryd, H. (2014). Parental Unemployment and Child Health. *CESifo Economic Studies*, 60, 2, 366-401. <https://doi.org/f2zmpw>

- Naujoks, T., Kreyenfeld, M., & Dummert, S. (2021). The division of child care during the coronavirus crisis in Germany: How did short-time work affect fathers' engagement? *Journal of Family Research*, Early View.  
<https://doi.org/10.20377/jfr-717>
- Nikolova, M., & Nikolaev, B. N. (2021). Family matters: The effects of parental unemployment in early childhood and adolescence on subjective well-being later in life. *Journal of Economic Behavior & Organization*, 181, 312-331.  
<https://doi.org/gspm>
- Ponthieux, S. (2013). Income pooling and equal sharing within the household: What can we learn from the 2010 EU SILC module? *Eurostat Methodologies and Working Paper*. Luxembourg.  
<https://data.europa.eu/doi/10.2785/21993>
- Rege, M., Telle, K., & Votruba, M. (2011). Parental Job Loss and Children's School Performance. *The Review of Economic Studies*, 78, 4, 1462-1489.  
<https://doi.org/cf2r49>
- Resch, T. (2020). Veränderungen der Haushaltseinkommen in der Corona-Krise: Wer ist betroffen? <https://viecer.univie.ac.at/corona-blog/corona-blog-beitraege/blog80/> [retrieved August 26, 2021]
- Riederer, B., & Berghammer, C. (2020). The Part-Time Revolution: Changes in the Parenthood Effect on Women's Employment in Austria across the Birth Cohorts from 1940 to 1979. *European Sociological Review*, 36, 2, 284-302.  
<https://doi.org/gspn>
- Schnetzer, M., Tamesberger, D., & Theurl, S. (2020). Mitigating mass layoffs in the COVID-19 crisis: Austrian short-time work as international role model. *VOX - CEPR Policy Portal*.  
<https://voxeu.org/article/mitigating-mass-layoffs-covid-19-crisis-austrian-short-time-model> [retrieved August 26, 2021]
- Statistik Austria. (2020a). Erwerbstätigkeit von Frauen und Armutsgefährdung in Familien.  
[https://www.statistik.at/web\\_de/statistiken/menschen\\_und\\_gesellschaft/soziales/gen-der-statistik/armutsgefahrdung/index.html](https://www.statistik.at/web_de/statistiken/menschen_und_gesellschaft/soziales/gen-der-statistik/armutsgefahrdung/index.html) [retrieved August 25, 2021]
- Statistik Austria. (2020b). Paare mit Kindern unter 18 Jahren nach Merkmalen der Erwerbstätigkeit (ILO) und Alter des jüngsten Kindes, 2020.  
[https://www.statistik.at/wcm/idc/idcplg?IdcService=GET\\_PDF\\_FILE&RevisionSelecti onMethod=LatestReleased&dDocName=121089](https://www.statistik.at/wcm/idc/idcplg?IdcService=GET_PDF_FILE&RevisionSelecti onMethod=LatestReleased&dDocName=121089) [retrieved August 25, 2021]
- Statistik Austria. (2021a). Privathaushalte nach Haushaltstypen 1985—2020.  
[http://statistik.at/web\\_de/statistiken/menschen\\_und\\_gesellschaft/bevoelkerung/haus halte\\_familien\\_lebensformen/haushalte/023300.html](http://statistik.at/web_de/statistiken/menschen_und_gesellschaft/bevoelkerung/haus halte_familien_lebensformen/haushalte/023300.html) [retrieved August 25, 2021]
- Statistik Austria. (2021b). Tabellenband EU-SILC 2020. Vienna: Statistik Austria.
- Steiber, N. (2021a). AKCOVID Panel Survey (SUF edition).  
<https://doi.org/10.11587/D9AYZ7, AUSSDA>.
- Steiber, N. (2021b). Die COVID-19 Gesundheits- und Arbeitsmarktkrise und ihre Auswirkungen auf die Bevölkerung. *Materialien zu Wirtschaft und Gesellschaft Nr. 211*. Vienna: Arbeiterkammer.

- Steiber, N. (2021c): The impact of the COVID-19 pandemic on working conditions and job quality in Austria. *Work, Employment & Society Conference 2021*.
- Steiber, N., Siegert, C., & Vogtenhuber, S. (2021). Die Erwerbssituation und subjektive finanzielle Lage privater Haushalte im Verlauf der Pandemie. *Materialien zu Wirtschaft und Gesellschaft Nr. 222*. Vienna: Arbeiterkammer.
- Stevens, A. H., & Schaller, J. (2011). Short-run effects of parental job loss on children's academic achievement. *Economics of Education Review*, 30, 2, 289-299.  
<https://doi.org/czcctr>
- Theurl, S. (2020). Die ungleichen Auswirkungen der COVID-Krise auf den Arbeitsmarkt. In: BEIGEWUM (Ed.), *COVID-Kaleidoskop I - Wie die Krise die Ungleichheit verschärft*. Vienna: BEIGEWUM, 11-14.
- Thiede, B. C., Sanders, S. R., & Lichter, D. T. (2018). Demographic drivers of in-work-poverty. In: Lohmann, H & Marx I. (Eds.), *Handbook on in-work poverty*. Cheltenham, UK: Edward Elgar, 109-123.
- Thomas, A., & Sawhill, I. V. (2005). For Love and Money? The Impact of Family Structure on Family Income. *The Future of Children*, 15, 2, 57-74.  
<https://doi.org/fbbcmh>
- Vera-Toscano, E., Ateca-Amestoy, V., & Serrano-Del-Rosal, R. (2006). Building Financial Satisfaction. *Social Indicators Research*, 77, 2, 211-243.  
<https://doi.org/ccr7kz>
- Vogtenhuber, S., Steiber, N., & Siegert, C. (2021). Ein Jahr Corona-Pandemie: Wie sich die Krise auf die Erwerbsstruktur und die finanzielle Lage von Familien auswirkt. Diskurs, das Wissenschaftsnetz.  
[www.diskurs-wissenschaftsnetz.at/wp-content/uploads/2021/03/Medienmappe\\_PK\\_Corona-Familien.pdf](http://www.diskurs-wissenschaftsnetz.at/wp-content/uploads/2021/03/Medienmappe_PK_Corona-Familien.pdf) [retrieved August 25, 2021]
- Yaish, Meir, Hadas Mandel, and Tali Kristal. 2021. Has the Economic Lockdown Following the Covid-19 Pandemic Changed the Gender Division of Labor in Israel? *Gender & Society*, 35, 2: 256-270.
- Zamarro, G. & Prados, M. J. (2021). Gender differences in couples' division of childcare, work and mental health during COVID-19. *Review of Economics of the Household*, 19, 11-40.

---

## Information in German

### Deutscher Titel

Die Auswirkungen der COVID-19-Pandemie auf die Beschäftigungssituation von Eltern und die finanzielle Situation von Familien mit Kindern in Österreich: Befunde für die ersten zehn Krisenmonate

### Zusammenfassung

**Fragestellung:** Die Studie untersucht die Auswirkungen der COVID-19-Pandemie auf die Beschäftigungssituation von Eltern und die subjektive finanzielle Situation von Familien mit Kindern in Österreich.

**Hintergrund:** Die Pandemie führte zu starken Verwerfungen auf dem österreichischen Arbeitsmarkt. Das Kurzarbeitsprogramm erfasste in der ersten Hälfte des Jahres 2020 ein Drittel der Beschäftigten und half, das Beschäftigungsniveau zu halten. Wir untersuchen, wie die beispiellose Arbeitsmarktkrise und insbesondere die breite Nutzung von Kurzarbeit die Beschäftigungssituation von Eltern und die finanzielle Situation verschiedener Familientypen beeinflusst hat.

**Methode:** Die Studie basiert auf Registerdaten und repräsentativen Panel-Umfragedaten zur Beschäftigungssituation von Eltern minderjähriger Kinder und zur subjektiven finanziellen Situation von 905 Familien vor dem Ausbruch der Krise, drei Monate und zehn Monate nach deren Ausbruch.

**Ergebnisse:** Laut Registerdaten waren Mütter von der Arbeitsmarktkrise 2020 nicht stärker betroffen als kinderlose Frauen oder Väter. Laut Befragungsdaten verzeichnete mehr als ein Drittel der Paare mit minderjährigen Kindern Einkommenseinbußen. Trotz staatlicher Unterstützungsleistungen ist der Anteil der Familien in finanziellen Schwierigkeiten deutlich gestiegen, v.a. bei Mehrkindfamilien und Alleinerziehenden, von denen viele bereits vor der Krise armutsgefährdet waren.

**Schlussfolgerung:** Beträchtliche Anteile von Zweiernährer-Familien waren 2020 in finanziellen Schwierigkeiten. Mögliche Übertragungseffekte finanzieller Schocks auf Kinder werden diskutiert.

**Schlagwörter:** Corona Krise, COVID-19, elterliche Erwerbsarbeit, Familie, subjektive finanzielle Situation, Armut

JFR – Journal of Family Research, 2022, vol. 34, no. 1, pp. 193–220.

doi: 10.20377/jfr-721

Submitted: May 10, 2021

Accepted: September 27, 2021

Published online: October 6, 2021

Nadia Steiber: <https://orcid.org/0000-0002-9425-8840>

Christina Siegert: <https://orcid.org/0000-0002-5225-581X>

Stefan Vogtenhuber: <https://orcid.org/0000-0003-0839-4481>



This work is licensed under a [Creative Commons Attribution 4.0 International License](https://creativecommons.org/licenses/by/4.0/).