

Energy Transitions in Political Upheaval: Improving Multilateralism in the Power Sector

Campbell, Loyle; Hamza-Goodacre, Dan; Vinke, Kira

Veröffentlichungsversion / Published Version

Stellungnahme / comment

Empfohlene Zitierung / Suggested Citation:

Campbell, L., Hamza-Goodacre, D., & Vinke, K. (2023). *Energy Transitions in Political Upheaval: Improving Multilateralism in the Power Sector*. (DGAP Policy Brief, 36). Berlin: Forschungsinstitut der Deutschen Gesellschaft für Auswärtige Politik e.V.. <https://nbn-resolving.org/urn:nbn:de:0168-ssoar-91329-9>

Nutzungsbedingungen:

Dieser Text wird unter einer CC BY-NC-ND Lizenz (Namensnennung-Nicht-kommerziell-Keine Bearbeitung) zur Verfügung gestellt. Nähere Auskünfte zu den CC-Lizenzen finden Sie hier:

<https://creativecommons.org/licenses/by-nc-nd/4.0/deed.de>

Terms of use:

This document is made available under a CC BY-NC-ND Licence (Attribution-Non Commercial-NoDerivatives). For more information see:

<https://creativecommons.org/licenses/by-nc-nd/4.0>

DGAP POLICY BRIEF

Energy Transitions in Political Upheaval

Improving Multilateralism in the Power Sector



Loyle Campbell
Research Fellow, Center for
Climate and Foreign Policy



Dan Hamza-Goodacre
Energy and Climate Advisor



Dr. Kira Vinke
Head of the Center for
Climate and Foreign Policy

Decarbonizing the power sector is critical to reducing greenhouse gas emissions. Some of the multilateral initiatives that target this sector face challenges in monitoring progress. This policy brief reviews key initiatives and assesses their performance in a period of geopolitical rivalry and weakened multilateralism. While some countries have reached their goals, overall progress in power-sector decarbonization is not in line with the Paris Agreement. Insights from effective initiatives could inform new commitments and groupings for other sectors, including “triple up, double down” and Germany’s Climate Club.

- Tracking shows that multilateral action has made progress in decarbonizing the power sector. The initiatives that surpass targets should inspire greater ambition.
- Inadequate metrics and data create gaps in awareness of efforts to act on commitments. Governments need to provide regular progress updates to secretariats and integrate more comprehensive data in their indicators.
- Secretariats are crucial for supporting initiatives. Lack of consistent government support affects their ability to manage and report on commitments.
- Despite India’s strong engagement, the absence of non-Western G20 countries participating in these initiatives is concerning because their power demand and emissions are rising.
- Policymakers must mainstream best practices. Germany in particular could use this knowledge to build a cohesive Climate Club around common targets.

INTRODUCTION

Although the climate crisis has become a priority in international politics, varying degrees of ambition has made it hard for states to find consensus in climate negotiations. Raising the ambition among smaller groups of states can augment the work of the United Nations Framework Convention on Climate Change (UNFCCC) where negotiations are often slow and characterized by lowest-common-denominator compromises. This has led to a network of multilateral initiatives that cover many topical issues that are intended to complement the COP process.

Yet, it is not always clear how these initiatives contribute to accelerating the progress of the UNFCCC. Uncertainty stems partly from their varying aims, structure, and funding, as well as means of monitoring, which makes it difficult to track commitments. Such gaps undermine efforts to decarbonize because they reduce the ability to identify what works, where processes lag, and where to raise ambition. In 2020, the Future of Climate Collaboration project¹ created an initial map of where and how actors engage in multilateral climate initiatives. This exercise elucidated, among other things,² how the absence of a strong unifying narrative among initiatives can lead to overlapping efforts or gaps in coverage.

This brief advances these findings with a deeper assessment of voluntarily concluded inter-governmental initiatives that cover the power sector. It builds on the most up-to-date data offered by the Itad³ to consider geopolitical trends across these initiatives.

THE IMPORTANCE OF THE POWER SECTOR

The power sector is central to every net-zero trajectory. It is the world's single largest emitter accounting for 14.65 gigatons⁴ of anthropogenic CO₂ emissions in 2022, and thus responsible for roughly 40 percent of global energy-related emissions.⁵ A clean power system is also a prerequisite for decarbonizing other segments – from electric vehicles to green hydrogen – and the easiest sector in which to make significant emissions reductions. Since most power emissions stem from coal, directly replacing it with lower-cost renewables slashes emissions and saves money: the levelized cost of electricity for 86 percent of the new renewable capacity installed in 2022 was cheaper than its fossil-fired counterparts.⁶

But the global power sector's decarbonization is stalling. Even though the COVID pandemic slowed economies in 2020, the sector's emissions grew by four percent from 2019 to 2022.⁷ Also, recent political crises, such as Russia's war on Ukraine, illustrates how progress can be reversed: in 2022 the emissions intensity of the German power system increased by 5.5 percent to a four-year high⁸ (the net effect on German emissions remains unclear).⁹ Such a surge, caused by the temporary extension of domestic lignite to compensate for the gas embargo on Russia, highlights that efforts to decarbonize power must be resilient to geopolitics.

- 1 Future of Climate Cooperation, About us (2023): <https://www.futureclimatecooperation.org/about> (accessed November 29, 2023).
- 2 Other issues identified include a broader lack of coordination, uneven issue coverage, and unequal participation across jurisdictions and regions.
- 3 Itad, Initial assessment of global progress on multilateral power sector commitments 2023, 2023, Itad: Brighton
- 4 IEA, Global CO₂ emissions by Sector, 2019-2022 (March 2, 2023): <https://www.iea.org/data-and-statistics/charts/global-co2-emissions-by-sector-2019-2022> (accessed November 29, 2023).
- 5 IEA, CO₂ Emissions in 2022 (March 2, 2023): <https://www.iea.org/news/global-co2-emissions-rose-less-than-initially-feared-in-2022-as-clean-energy-growth-offset-much-of-the-impact-of-greater-coal-and-oil-use#> (accessed November 29, 2023).
- 6 IRENA, Renewable Power Generation Cost in 2022 (2023): https://mc-cd8320d4-36a1-40ac-83cc-3389-cdn-endpoint.azureedge.net//media/Files/IRENA/Agency/Publication/2023/Aug/IRENA_Renewable_power_generation_costs_in_2022.pdf?rev=cccb713bf8294cc5bec3f870e1fa15c2 (accessed November 29, 2023).
- 7 Data from H1 2023 indicates that power-sector emission growth appears to have slowed or stalled this year. Malgorzata Wiatros-Motyka and Nicolas Fulghum "Global Electricity Mid-Year Insights 2023," Insights, Ember (September, 2023): https://ember-climate.org/app/uploads/2023/10/EN_Global-Electricity-Mid-Year-Insights-2023_02102023.pdf (accessed November 29, 2023).
- 8 This spike in emission intensity was partially driven by the phaseout of German nuclear capacity. But more central was the disruption of natural gas generation, which was replaced by emission-intensive lignite-fired power plants. Ian Tiseo, Carbon intensity of the power sector in Germany from 2000-2022, Statista, (July 4, 2023): [https://www.statista.com/statistics/1290224/carbon-intensity-power-sector-germany/#:~:text=The%20carbon%20intensity%20of%20Germany%27s,%20FKWh\)%20of%20electricity%20generated](https://www.statista.com/statistics/1290224/carbon-intensity-power-sector-germany/#:~:text=The%20carbon%20intensity%20of%20Germany%27s,%20FKWh)%20of%20electricity%20generated) Von Mario Kendziorski et al., "Atomwende: Abschaltung von Kernkraftwerken eröffnet Perspektiven für die Endlagersuche" DIW Wochenbericht 47 (2021): https://www.diw.de/documents/publikationen/73/diw_01.c.830211.de/21-47-1.pdf (accessed November 29, 2023).
- 9 Despite the increase in emission intensity, German power emissions remained stable in 2022. However, this was caused by a general price shock that discouraged energy consumption. Umweltbundesamt Hauptsitz, European Emissions Trading: Greenhouse Gas Emissions in Germany Constant Overall (July 7, 2023): <https://www.umweltbundesamt.de/en/press/pressinformation/european-emissions-trading-greenhouse-gas-emissions> (accessed November 29, 2023).

Two tools were used to target the most relevant initiatives: the International Energy Agency's (IEA) 2021 report "Achieving Net Zero Electricity Sectors in G7 Members"¹⁰ and the UN Global Climate Action Portal (UNCAP).¹¹ The IEA report highlighted the policy measures and technologies required to enable a net-zero power system. For example, a commitment to stop deploying new coal-fired power stations and deployment targets for new solar capacity.¹² The UNCAP database was used to draft a list of initiatives covering these policy measures and technologies. This assessment examined 23 of the listed initiatives that are based on agreements between multiple governments committed to decarbonizing the power sector and that also have a secretariat¹³ (see table on page 4).¹⁴

This brief documents the main countries involved and the success level of the initiatives. The lessons learned from this work should inform COP 28 efforts to triple global renewable energy capacity and double energy-efficiency improvement rates by 2030.¹⁵ The target to "triple up, double down"¹⁶ can serve as a unifying goal for initiatives that cover the power sector. This brief also offers examples of multilateral climate efforts that have delivered results despite enduring a period of geopolitical instability. Donor countries can learn from these examples and thus build ambitious groupings such as the German-initiated Climate Club.¹⁷

EXPLORING INITIATIVE PERFORMANCE

The table below provides a summary of the 23 initiatives and the frequency of the major actors' involvement.¹⁸ The extent and depth of sectoral commitments is promising. Every enabling measure or technology outlined as necessary to achieve net-zero emissions in the power sector is covered and reinforced by multilateral commitments. (The one exception is hydropower, which lacks a multilateral governmental commitment but has an international industrial association that structures cooperation.) More than half of these commitments also have quantified targets, and while they vary in ambition there are positive results.¹⁹ Some initiatives are well on track to reach their targets or have even exceeded them – illustrating that these climate commitments are reachable and can be even more ambitious. For example, the Small Island Developing States Lighthouse Initiative reached its 2023 deployment targets of 5 GW of renewable capacity in 2019.

Despite the successes, significant gaps have produced mixed results. Data reporting and integration are generally weak. While some initiatives publish reports or update data regularly,²⁰ this is the exception rather than the rule. Most data are not directly available from the initiatives. In some cases, even when reporting is published, the information is not fully integrated, updated, or utilized to reflect progress. Nevertheless,

10 Based on the IEA's pathway for G7 countries to decarbonize their power sectors by 2035. This pathway was chosen because it is comprehensive and has been endorsed by multiple governments. IEA, *Achieving Net Zero Electricity Sectors in G7 Members* (2021): <https://www.iea.org/reports/achieving-net-zero-electricity-sectors-in-g7-members/executive-summary> (accessed November 29, 2023).

11 The UNCAP provides a comprehensive overview of global climate action. Since COP 26 in Glasgow, the UNCAP tracks the voluntary action of over 32,000 actors participating in 149 initiatives. Actions and initiatives are voluntarily reported to the UNCAP and registered through their supporting agencies. Global Climate Action, *About* (n.d.): <https://climateaction.unfccc.int/About> (accessed November 29, 2023).

12 This includes a combination of the following measures and technologies: no new unabated coal, reduction of unabated natural gas generation to two percent, concentrated solar, solar PV, onshore and offshore wind, energy storage, demand response, hydropower, low-carbon hydrogen, nuclear, ammonia, carbon capture, electrification of transport, the doubling of energy efficient appliances, upgraded grids, heat pumps, bioenergy, and digitalization. As further outlined in the IEA report on *Achieving Net Zero Electricity Sectors in G7 Members* (2021).

13 Empirical research on orchestrated climate action demonstrated that the presence of a designated secretariat is a strong driver of performance for multilateral initiatives and is associated with a 15 percent higher performance. Sander Chan et al., "Assessing the Effectiveness of Orchestrated Climate Action From Five Years of Summits," *Nature Climate Change* 12 (July 2022), p. 628-633.

14 These initiatives were audited by public reports, external data, and expert consultation to consider the nature of the initiative, when it was formed and where it is hosted; the focus of its solutions; the nature of the commitments made; the governments involved; how progress is, and if it is being reported; whether an initiative is on track; and how accessible the data is. The Itad draft consultation has used this data to assess more technical aspects of how the commitments can be better evaluated and monitored.

15 IRENA, IRENA and Masdar to Collaborate on Setting a Roadmap to Triple Global Renewable Energy Capacity by 2030 (May 11, 2023): <https://www.irena.org/News/pressreleases/2023/May/Masdar-and-IRENA-set-a-roadmap-for-COP28-to-triple-global-renewable-energy-capacity-by-2030> (accessed November 29, 2023).

16 The tripling of global renewable energy capacity and doubling the improvement rate for energy efficiency by 2030 or "triple up, double down" is regarded as an essential means to keep the 1.5°C planetary warming threshold agreed to in the Paris Agreement alive. Natalie Jones, "If Not Now, When? Ambitious Energy Package is a Must at COP 28" IISD, *Insight* (November 20, 2023): <https://www.iisd.org/articles/insight/cop-28-energy-transition-expectations> (accessed November 29, 2023).

17 The Climate Club is an initiative put forward by the German government intended to bring together ambitious countries to an open forum focusing on an industrial decarbonization that is in line with the Paris Agreement. It was launched at COP 28 in Dubai. Climate Club, *Who We Are* (2023): <https://climate-club.org> (accessed November 29, 2023).

18 A more extensive evaluation of these initiatives progress has been collected and audited in more detail by the Itad, *Initial Assessment of Power Sector* (2023).

19 Desert to Power is a concrete example of how the core metric assessing deployed capacity in gigawatts can show less progress toward targets than the project pipeline in gigawatts.

20 Such as the Small Island Developing States Lighthouse Initiative.

1: Initiative Membership and Chairing

Initiative	Country Chair/ Steering Committee	Start-End Dates	G20 Country Participation
Africa Renewable Energy Initiative (AREI) – Host: AREI	African Union (TBC)	2015–2030	9
Breakthrough Agenda: Power Breakthrough (BA:PB) – Host: CEM-MI	UK, Morocco	2021–2030	13
Beyond Oil & Gas Alliance (BOGA) – Host: BOGA	Denmark, Costa Rica	2023–2025	2
Cool Coalition – Host: UNDP	Cambodia, Den- mark, Rwanda, UK, Vietnam	2019–2030	2
CVF Marrakesh Vision (CVF:MV) – Host: CVF	Ghana	2016	0
Desert to Power (DtP) – Host: AfDB	Sahal G5, France	2022–2029	0
Energy Compacts (EC) – Host: UN Energy	NA	2021–2030	7
Energy Transition Council (ETC) – Host: UK government	UK, Philippines	2021–2025	8
Global Geothermal Alliance (GGA) – Host: IRENA	NA	2015–2030	11
Global Offshore Wind Alliance (GOWA) – Host: IRENA	Denmark	2022–2050	5
Green Grids Initiative (OSOWOG) – Host: UK government	UK, India, France	2021	10
International Hydropower Association (IHA) – Host: IHA	NA	2022–2027	0
International Smart Grid Action Network (ISGAN) – Host: International Energy Agency (IEA) TCP, and Clean Energy Ministerial (CEM))	USA (TBC)	2010	15
International Solar Alliance (ISA) – Host: ISA	India	2019–2030	11
Just Energy Transition Partnerships (JETP) – Host: IPG	France, Germa- ny, EU, UK, USA	2021	10
Least Developed Countries Renewable Energy and Ener- gy Efficiency Initiative for Sustainable Development (LDC REEEI) – Host: LDC Group	Senegal	2016	0
Mission Efficiency (ME) – Host: IEA	NA	2019	6
Mission Innovation: Green Powered Future Mission (MI) – Host: IEA	Italy, China, UK	2023	14
Net Zero World (NZW) – Host: NREL	USA	2022	3
Powering Past Coal Alliance (PPCA) – Host: E3G	UK, Canada	2017–2030	7
Renewables in Latin America and the Caribbean Initiative (RELAC) – Host: IADB	NA	2019–2030	0
SEAD Product Efficiency Call to Action – Host: IEA and CEM	UK	2021	8
Small Island Developing States Lighthouse Initiative (SIDS:LHI) – Host: IRENA	NA	2022	6

Source: Authors expansion of Itad Initial Assessment (2023).

this does not mean that no progress was made. For example, the last progress report released by the African Renewable Energy Initiative was published in 2017, and while this has not been updated, external data from IRENA shows that the continent deployed almost 16 GW of capacity from 2016 to 2020²¹ and thus greatly exceeded its target of 10 GW.²²

Additional data points or consulting experts reveals that the implementation of domestic initiatives are advancing targets even when insufficient reporting might suggest otherwise. Moreover, the volume and variety of data available to complement additional analysis illustrates that refining success metrics can improve due diligence, thus allowing success stories to emerge.

Despite this ability to plug gaps with alternative data, the need to do so underscores how they are insufficient. For example, initiatives that determine success by assessing the quantity (GW) of installed capacity alone can miss the details gained by examining more nuanced indicators, such as the project pipeline or curtailment and utilization rates. While this information is available, it is not always easily accessible and might require a more detailed analysis. In any case, this shows that more robust metrics must be used to assess progress. It also infers that there is a possible disjuncture in the feedback loop: between the internationally focused government staff that negotiates these commitments and their respective national counterparts that plan and execute the measures required to reach domestic targets. This indicates that more resources should be allocated to ensure that progress toward commitments is actively reported.

Issues such as reporting vary considerably between initiatives. Their political importance and quality of governance can explain this, in part. It is helpful to have strong, continuous buy-in from a significant actor. India's leadership role in the International Solar Alliance is a good example. India provided the diplomatic, financial, and physical space to build the ISA

near its national lab.²³ Political proximity has helped ensure continued support, which has given the ISA space to build a robust governing structure. The ISA has an annual assembly, standing committees, various regional committees, and hundreds of national focal points.²⁴ Building networks with a wide range of high-ranking actors and convening them regularly can also build political momentum to act. Furthermore, it creates a dynamic information flow between the initiative and the national context, which enhances their effectiveness in tracking progress.

(GEO)POLITICAL TRENDS IN THE G20

A closer inspection of the results highlights various trends in international energy policy. This analysis focuses on the G20 because these countries include the world's biggest economies that are responsible for about 80 percent of global greenhouse gas emissions and account for 84 percent of global power demand.²⁵ Accordingly, their decisions determine whether global emissions goals are met. Investigating who is engaged where and who is absent helps identify foreign policy priorities.

The UK and Germany, which participate in 15 and 14 of the assessed initiatives respectively, are the G20's most active members. This reflects how Western Europe has actively advanced global efforts to decarbonize through multilateral forums. With presence in eight initiatives for Australia, eight for Canada, and four for South Korea, some Western democracies appear to not be prioritizing decarbonization in their foreign policy like their counterparts. In this case, India's involvement in ten initiatives and Indonesia in five illustrate good examples of engagement from emerging economies. While participation does not reflect ambition of set targets, a presence in multiple forums affirms commitment to dialogue. It serves to draw a contrast with China's, Russia's, and Turkey's lack of engagement.

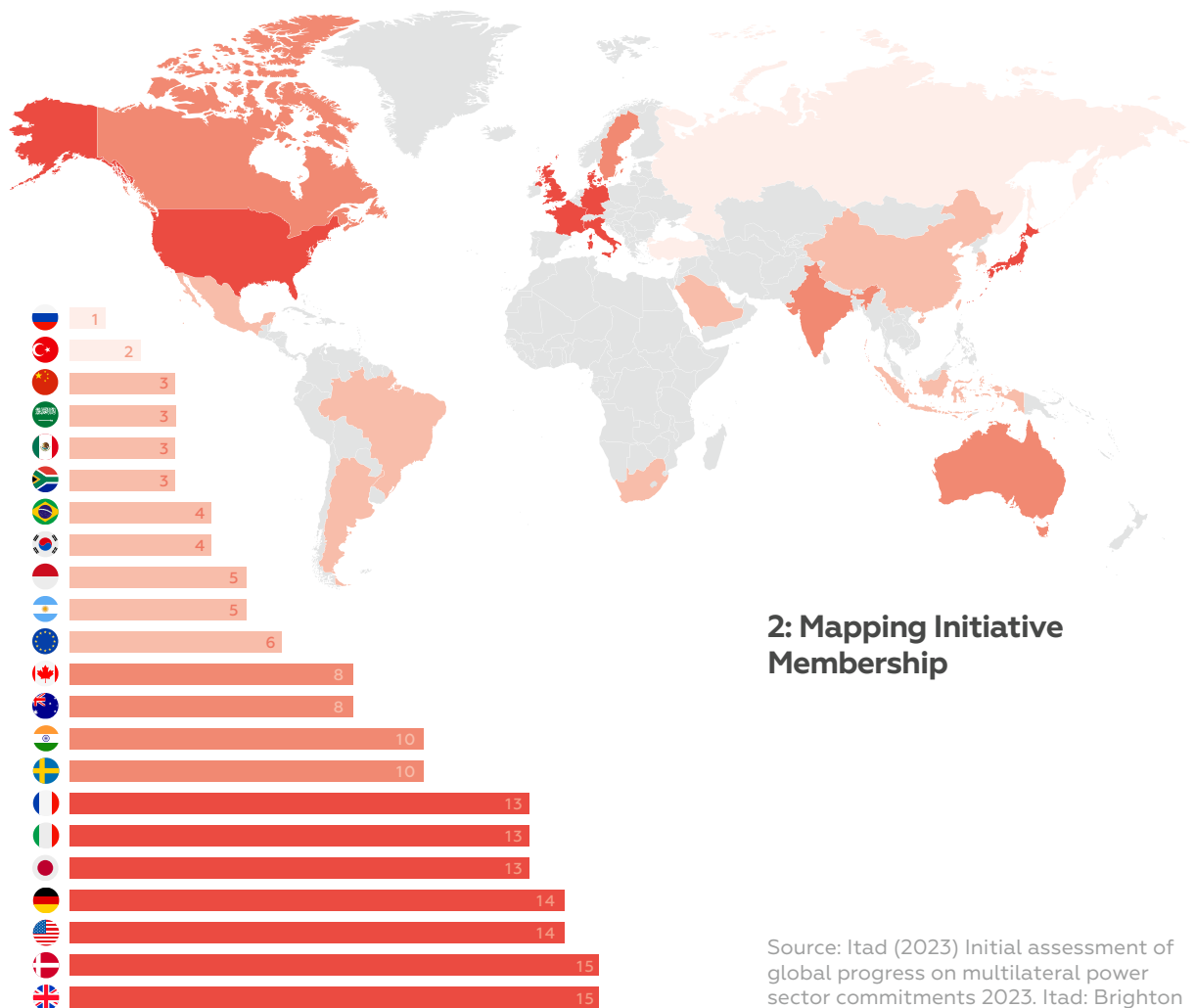
21 IRENA, Renewable Capacity Statistics 2023 (2023): https://mc-cd8320d4-36a1-40ac-83cc-3389-cdn-endpoint.azureedge.net/-/media/Files/IRENA/Agency/Publication/2023/Mar/IRENA_RE_Capacity_Statistics_2023.pdf?rev=d2949151ee6a4625b65c82881403c2a7 (accessed November 29, 2023).

22 AREI, Africa Renewable Energy Initiative: Summary (August, 2016): http://www.arei.org/wp-content/uploads/2016/09/AREI-Summary-english_web.pdf (accessed November 29, 2023).

23 Press Information Bureau Government of India, International Solar Alliance will be the First International and Inter-Governmental Organisation of 121 Countries to have Headquarters in India with United Nations as Strategic Partner (January 25, 2016): <https://pib.gov.in/newsite/printrelease.aspx?relid=135794> (accessed November 29, 2023).

24 ISA, Governance (n.d.): <https://isolaralliance.org/governance/nfp> (accessed November 29, 2023).

25 Ember, "G20: Members Include Both Leaders and Laggards in Clean Energy," Insights, Ember (May, 2023): <https://ember-climate.org/countries-and-regions/regions/g20/>



The issue of prioritization is even more visible when considering diplomatic and fiscal capacity. Countries like Denmark and Sweden²⁶ are much more engaged than their economic or demographic size might suggest. Involved in 15 and ten initiatives respectively, they are as well represented as France and Germany. This is partly explained by high fiscal capacity and their prioritization of decarbonization in multilateral forums.




In contrast, China has a large diplomatic corps and is the world's second-largest economy. Thus it has the means to engage. However, China is mostly absent, indicating that they are not prioritizing decarbonization

through the multilateral initiatives that we assessed. Nevertheless, the case of China is more complex. China's decarbonization agenda is generally focused on domestic goals; policymakers tend not to feel compelled to make sectoral commitments to satisfy international audiences. Moreover, China tends to prefer addressing issues with China-initiated agreements. Some of these fall outside of the scope of the UNCAP and this assessment. For example, the Global Energy Interconnection Development and Cooperation Organization²⁷ is not assessed because it does not include an explicit commitment. Therefore, poor representation does not fully reflect Chinese efforts to engage multilaterally in power sector initiatives.

²⁶ Denmark and Sweden were considered because of their high level of engagement and finance provided to the assessed initiatives.

²⁷ GEIDCO is a China initiated international organization based in Beijing. It was launched in 2016 and it aims to promote sustainable development of clean energy globally. Global Energy Interconnection Development and Cooperation Organization, Introduction to Geidco (2016): <https://m.geidco.org.cn/category/30?lang=en> (accessed November 29, 2023).

3: Best Performers in G7 and BRICS

			
Present in How Many Initiatives	15	14	10
(Co)Chair of Initiatives	JETP, Cool Coalition, ETC, OSOWOG, MI, BA:PBA, PPCA, SEAD	JETP	ISA, GGI: OSOWOG
Significant Role	Leading and Chairing Initiatives	Financial Support	Successful Leadership of ISA

Source: Authors assessment of Itad Initial Assessment (2023)

The number of countries involved also does not necessarily produce a stronger initiative, especially in the absence of structured financial streams. Very few of these initiatives' commitments have direct fiscal support, even though finance is crucial for an initiative to function. Also, too many interests force compromises that embrace the lowest common denominator. In this context, plurilateral groupings with fewer highly ambitious countries can be more effective than more inclusive multilateral formats. These agreements are made between more than two countries,²⁸ and while they are not exclusive they only include actors willing to engage. While these formats do not address the fact that emissions are global – and thus have free riders – a tailored clusters of active countries can deliver transformative results rapidly and still have a high impact, which is an important lesson that helps justify the German-initiated Climate Club.

There are also minilateral cases, namely groupings of “the smallest number of countries needed to have the largest possible impact on solving a problem.”²⁹ These initiatives may be effective at advancing the decarbonization agenda. The Just Energy Transition Partnerships (JETP), for example, are agreements that can mobilize considerable capital to address specific issues for high-emitting emerging economies. The opportunity for western capital to shape these domestic energy transitions is geopolitical because of the energy sectors' centrality to an economy during rapid development. Yet, such agreements are inherently

28 United Nations Economic and Social Commission for Western Asia, Plurilateral Agreements (2020): <https://archive.unescwa.org/plurilateral-agreements> (accessed November 29, 2023).

29 Stephen M. Walt, “On Multilateralism,” Foreign Policy (June 23, 2009): <https://foreignpolicy.com/2009/06/23/on-minilateralism/> (accessed November 29, 2023).

HOW CONSISTENTLY DO GEOPOLITICAL GROUPS ALIGN WITH INITIATIVE MEMBERSHIP?*

Patterns within other groupings are also noteworthy. Countries in the G7 are rarely present in small numbers, primarily due to Europeans' involvement in the same initiatives, which reinforces the sentiment that this grouping, especially in Europe, has consensus on prioritizing climate issues. In contrast, the only pattern in the BRICS is a lack of engagement. Brazil, China, Russia, and South Africa are cumulatively involved in eleven initiatives. This is nearly the same as India's ten. This highlights that there is little consistency in this grouping placement of climate on foreign policy priorities.



* Frequency of more than two members being present in a given initiative.

non-inclusive. However, limiting the number of recipients and donors can expedite action to curb global emissions by helping these countries scale up renewable power capacity rather than locking further into coal. For example, Vietnam's power generation capacity is projected to grow from 69 GW in 2020 to 150 GW by 2030, while India is expected to rise from 425 GW in 2023³⁰ to 777 GW by 2030.³¹ These additions alone are nearly twice the size of Germany's entire power system.

Tracking participation across political clusters is insightful. The G20 is most involved in the International Smart Grid Action Network, the International Solar Alliance, the Breakthrough Agenda, and Mission Innovation (refer to annexe). Yet, all of its members are absent from the Climate Vulnerable Forum: Marrakesh Vision, Desert to Power, the Least Developed Countries Renewable Energy and Energy Efficiency Initiative, and Renewables in Latin America and the Caribbean (RELAC). Their absence is to some extent explainable because initiatives are regional or categorically focused for non-G20 countries. Yet, for initiatives like RELAC, the German Agency for International Cooperation, and the US National Renewable Energy Lab offer support through partnerships.³²

CONCLUSION

While not all targets have been met, much progress is being made. Yet, the resurgence of geopolitics threatens to undermine cooperation. The Russian invasion of Ukraine and the reignition of frozen conflicts coincides with a fracturing trade system. As the world's largest economies implement protective support schemes favoring domestic green industry, the Least Developed Countries are becoming frustrated. Not only are they the least responsible for emissions, but they are often also among the hardest hit, and now they risk being locked out of green value chains while China, Europe, and the US vie for supremacy in clean technology. While the unprecedented polarization within and between countries is dangerous, so is the need for swift and coordinated climate action. Climate impacts are global, and therefore no country can

justify inaction. Investment in climate action is tantamount to investing in one's own national security.³³ Yet, unilateral action will not curb global emissions. To address this, this analysis compiled the following key insights:

- Multilateral initiatives have comprehensive coverage over the power sector and some initiatives have yielded positive results.
- Climate action in the power sector is not happening fast enough, despite being the easiest sector to decarbonize. This is because some targets lack ambition and many major emitters remain insufficiently engaged in multilateral initiatives.
- Despite the availability of data, there are many gaps in these initiatives' reporting. However, the reporting that exists contains rich examples of best practice that countries can learn from.
- Governments continue to demonstrate the will to collaborate on the power sector through multilateral initiatives, even in times of serious geopolitical tension.
- Despite strong engagement from countries like India, there is still a large absence of non-Western engagement in these initiatives, especially from developing countries with significant emissions.

Based on these findings, this brief recommends that:

- **Governments should set more ambitious goals.** Success stories from the power sector convey an optimistic sense of the possibility to set more ambitious targets. Some initiatives have already reached or exceeded their goals. They can be celebrated as examples that net-zero targets are not only possible, but also realistic.
- **Governments regularly provide progress information and data to initiative secretariats.** The use of additional data should be normalised to augment indicators and audit progress reporting for initiatives. The power sector has some of the largest data

30 India Climate and Energy Dashboard, India Power Capacity – Overview (November 22, 2023): <https://iced.niti.gov.in/energy/electricity/generation> (accessed November 29, 2023).

31 Saurav Anand, "India targets over 777 GW installed power capacity by 2030: RK Singh," Mint (July 14, 2023): <https://www.livemint.com/industry/energy/india-to-boost-installed-power-capacity-to-777-gw-by-2030-focus-on-transmission-infrastructure-development-11689338729822.html#> (accessed November 29, 2023).























32 RELAC, Renewables in Latin America and the Caribbean Initiative: Accelerating the Energy Transition in Latin America and the Caribbean (2021): https://hubenergia.org/sites/default/files/2021-10/Brochure_RELAC_EN.pdf (accessed November 29, 2023).

33 Tim Bosch et al., "Emissions Mitigation as a National Security Investment," DGAP Policy Brief No. 22, German Council on Foreign Relations (July 12, 2023): <https://dgap.org/en/research/publications/emissions-mitigation-national-security-investment> (accessed November 29, 2023).

sets available. Yet, there are significant gaps in the indicators used and how reporting is delivered for these initiatives. If this occurred in the power sector, it undoubtedly is occurring in other sectors, too.

- **Donors (governmental and philanthropic) should encourage cohesion and ambition around the “triple up, double down” goal by 2030 to unify action among initiatives cover the power sector.** Such a broad, overarching sectoral target can help initiatives cooperate and thus maximize their impact by reducing overlapping efforts. More cohesive action oriented toward a common goal can also provide common ground for inter-state cooperation to address common challenges.
 - **Donor governments and philanthropy provide stronger, more consistent support for secretariats.** Doing so will allow them to manage and report on the commitments they are helping governments to implement.
 - **The foreign policy community mainstream best practices.** This includes the like of foreign service officials and civil servants working on climate diplomacy so that existing and new commitments for the power sector and other sectors are well designed, managed, funded, and tracked.
-

ANNEXE: MAPPING OF EACH COUNTRY TO EACH INITIATIVE

	Argentina	Australia	Brazil	Canada	China	Denmark	France	Germany	India	Indonesia	Italy	Japan	Mexico	Russia	Saudi Arabia	South Africa	South Korea	Sweden	Turkey	UK	USA	EU
																						
AREI				X			X	X			X	X				X		X		X	X	X
BA:PB		X		X	X	X	X	X	X		X	X					X	X	X	X	X	X
BOGA						X	X				X							X				
Cool Coalition						X	X														X	
CVF: MV																						
Desert to Power																						
Energy Compact			X			X		X	X		X	X									X	X
ETC				X		X	X	X	X	X								X		X	X	X
GGA	X						X	X	X	X	X	X	X						X		X	X
GGI OSOWOG	X	X				X	X	X	X		X	X			X			X		X	X	
GOWA	X					X		X				X									X	X
IHA																						
ISGAN		X		X	X	X	X	X	X		X	X	X	X		X	X	X		X	X	X
ISA	X	X	X			X	X	X	X		X	X			X			X		X	X	
JETP				X		X	X	X		X	X	X				X				X	X	X
LDC REEI																						
Mission Efficiency	X			X		X			X		X	X									X	
MI: GPFM		X	X	X	X	X	X	X	X		X	X			X		X	X		X	X	X
NZW	X									X												X
PPCA				X		X	X	X			X		X					X		X	X	
RELAC																						
SEAD		X	X			X		X	X	X		X					X	X		X		
SIDS:LHI		X				X	X	X			X	X										X

Source: Itad/ Authors own compilation



Advancing foreign policy. Since 1955.

Rauchstraße 17/18
10787 Berlin
Tel. +49 30 254231-0
info@dgap.org
www.dgap.org
📧@dgapev

The German Council on Foreign Relations (DGAP) is committed to fostering impactful foreign and security policy on a German and European level that promotes democracy, peace, and the rule of law. It is nonpartisan and nonprofit. The opinions expressed in this publication are those of the author(s) and do not necessarily reflect the views of the German Council on Foreign Relations (DGAP).

DGAP receives funding from the German Federal Foreign Office based on a resolution of the German Bundestag.

Publisher

Deutsche Gesellschaft für
Auswärtige Politik e.V.

ISSN 2198-5936

Editing Paul Hockenos

Layout Luise Rombach

Design Concept WeDo

Author picture(s) © DGAP



This work is licensed under a Creative Commons Attribution - NonCommercial - NoDerivatives 4.0 International License.