

Firm Size and Regional Linkages. A Typology of Manufacturing Establishments in Southern Spain

Romero, Isidoro; Santos, F. Javier

Postprint / Postprint

Zeitschriftenartikel / journal article

Zur Verfügung gestellt in Kooperation mit / provided in cooperation with:

www.peerproject.eu

Empfohlene Zitierung / Suggested Citation:

Romero, I., & Santos, F. J. (2007). Firm Size and Regional Linkages. A Typology of Manufacturing Establishments in Southern Spain. *Regional Studies*, 41(5), 571-584. <https://doi.org/10.1080/00343400601120262>

Nutzungsbedingungen:

Dieser Text wird unter dem "PEER Licence Agreement zur Verfügung" gestellt. Nähere Auskünfte zum PEER-Projekt finden Sie hier: <http://www.peerproject.eu> Gewährt wird ein nicht exklusives, nicht übertragbares, persönliches und beschränktes Recht auf Nutzung dieses Dokuments. Dieses Dokument ist ausschließlich für den persönlichen, nicht-kommerziellen Gebrauch bestimmt. Auf sämtlichen Kopien dieses Dokuments müssen alle Urheberrechtshinweise und sonstigen Hinweise auf gesetzlichen Schutz beibehalten werden. Sie dürfen dieses Dokument nicht in irgendeiner Weise abändern, noch dürfen Sie dieses Dokument für öffentliche oder kommerzielle Zwecke vervielfältigen, öffentlich ausstellen, aufführen, vertreiben oder anderweitig nutzen.

Mit der Verwendung dieses Dokuments erkennen Sie die Nutzungsbedingungen an.

gesis
Leibniz-Institut
für Sozialwissenschaften

Terms of use:

This document is made available under the "PEER Licence Agreement". For more information regarding the PEER-project see: <http://www.peerproject.eu> This document is solely intended for your personal, non-commercial use. All of the copies of this documents must retain all copyright information and other information regarding legal protection. You are not allowed to alter this document in any way, to copy it for public or commercial purposes, to exhibit the document in public, to perform, distribute or otherwise use the document in public.

By using this particular document, you accept the above-stated conditions of use.

Mitglied der

Leibniz-Gemeinschaft



Firm Size and Regional Linkages. A Typology of Manufacturing Establishments in Southern Spain

Journal:	<i>Regional Studies</i>
Manuscript ID:	CRES-2005-0132.R2
Manuscript Type:	Main Section
JEL codes:	D57 - Input-Output Analysis < D5 - General Equilibrium and Disequilibrium < D - Microeconomics, L25 - Firm Size and Performance < L2 - Firm Objectives, Organization, and Behavior < L - Industrial Organization, R15 - Econometric and Input-Output Models Other Models < R1 - General Regional Economics < R - Urban, Rural, and Regional Economics
Keywords:	SME, firm size, input-output, large enterprises, linkages, microenterprises

SCHOLARONE™
Manuscripts

FIRM SIZE AND REGIONAL LINKAGES. A TYPOLOGY OF
MANUFACTURING ESTABLISHMENTS IN SOUTHERN SPAIN

Isidoro Romero

Department of Applied Economics I. University of Seville (Spain). School of
Economics and Business, Ramón y Cajal Avenue, 1. E-41018 Seville.

isidoro@us.es

Francisco Javier Santos

Department of Applied Economics I. University of Seville (Spain). School of
Economics and Business, Ramón y Cajal Avenue, 1. E-41018 Seville.

fjsantos@us.es

The authors are sincerely grateful to Erik Dietzenbacher and the anonymous referees for their helpful comments. Special thanks as well to the Institute of Statistics of Andalusia for supplying the data used in this study.

Regions with different levels of development are characterized by different enterprise compositions according to firm size and regional productive linkages. Using these two variables and two additional ones -the technological level and the position in the value chain-, the composition of the industrial sector in any region can be studied. In this respect, a new theoretical enterprise typology is proposed in this paper as a powerful analytical tool. Furthermore, an empirical work is carried out using a data set from the survey done to estimate the regional input-output table of Andalusia, a backward region in southern Spain. Thus, the theoretical enterprise typology is applied to the industry in

1
2
3
4 Andalusia, so that some strengths and weaknesses of the regional economy
5
6 are identified.
7

8
9 Key words: input-output; forward and backward linkages; firm size; SME; large
10
11 enterprises; microenterprises.
12

13
14 JEC: L25, D57, R15.
15

16 17 18 1. INTRODUCTION 19

20
21 Productive linkages between firms and sectors within a specific spatial
22
23 area have always been considered a source of static and dynamic externalities
24
25 which encourage economic growth. These linkages can be studied at different
26
27 levels of aggregation, depending on which unit of analysis is chosen: the activity
28
29 sector or the firm. In both cases, the use of input-output models and accounts
30
31 represents a powerful methodological approach.
32
33

34
35 In the first case, there is a vast literature conceived at meso-economic
36
37 level, as a focus on sectors and inter-sectoral linkages. In this respect, since the
38
39 seminal works of Leontief, economists have extensively employed input-output
40
41 techniques to study the production structures of national or regional economies
42
43 (RASMUSSEN, 1956; FESER and BERGMAN, 2000; DIETZENBACHER *et al.*,
44
45 2005). In the second case, many authors have studied linkages from a
46
47 microeconomic point of view, considering buyer-supplier relationships between
48
49 firms located within a territory, generally a local area. The whole literature
50
51 regarding industrial districts or local production systems could be included in
52
53 this group (MARSHALL, 1890; BECATTINI, 1979). Also, at this level, input-
54
55 output models have been developed to study physical or monetary flows within
56
57 an industrial district (see, for instance, ALBINO *et al.*, 2003). Finally, many
58
59
60

1
2
3
4 works consider the internal transactions among different departments or units
5
6 within an individual firm such as intra-firm linkages and apply enterprise input-
7
8 output models and accounts to its analysis (see LIN and POLENSKE, 1998 for
9
10 a review).
11
12

13
14 In this paper we propose a new analytical framework combining these
15
16 levels of analysis to study the relationship between firm size and the spatial
17
18 structure of linkages. In this respect, it is frequently believed that SMEs, in
19
20 comparison to large enterprises, have stronger linkages with local or regional
21
22 suppliers and clients. Nevertheless, the internationalization process of SMEs
23
24 and the changes in large firms' organization in recent decades might be
25
26 modifying these traditional assumptions. In any case, the relationship between
27
28 firm size and regional linkages is more complex than what these generalized
29
30 statements show. In order to more thoroughly explore this issue, we propose an
31
32 original enterprise typology based on the spatial structure of inter-firm linkages,
33
34 which distinguishes different enterprise models with different roles within the
35
36 regional productive system. This typology can be a powerful tool to identify the
37
38 strengths and weaknesses of a regional economy.
39
40
41
42
43

44
45 In addition, we carry out an empirical analysis, using a data set of 29
46
47 manufacturing sectors from the regional input-output table of Andalusia (IEA,
48
49 1999), a backward region in southern Spain. With respect to this, the novelty of
50
51 the approach lies in the fact that we do not work with data for sectors, as input-
52
53 output tables traditionally do, but with data disaggregated into groups of firms
54
55 *within each sector* according to their size, in terms of number of employees.
56
57 This disaggregated data allows us to illustrate our methodology, analysing the
58
59 productive structure of industry in Andalusia.
60

1
2
3
4 The paper is organized as follows. Section 2 reviews the literature
5 considering the importance of productive linkages and the impact of firm size on
6 them. In Section 3, we propose our theoretical enterprise typology. In Section 4,
7 we apply the enterprise typology proposed in Section 3 to the industrial sector in
8 Andalusia. Finally, Section 5 concludes the paper.
9
10
11
12
13
14
15
16
17

18 2. FIRM BEHAVIOUR AND PRODUCTIVE LINKAGES. A LITERATURE 19 REVIEW 20 21

22
23 Many authors have stressed the importance of linkages between sectors
24 and firms as a source of externalities which improve economic performance
25 (MARSHALL, 1890; HIRSCHMAN, 1958; LEONTIEF, 1966). Furthermore, the
26 impact of the linkages has been reconsidered more recently from several
27 economic streams.
28
29
30
31
32
33

34 2.1. Rethinking the linkages 35

36
37 Firstly, the endogenous growth models have emphasized the role of
38 certain dynamic externalities –the technological spillovers- as a source of
39 increasing returns. In these growth models, though the production of individual
40 firms shows constant returns to scale, there are socially increasing returns due
41 to the external effects arising from the individual firms' investment, especially in
42 technological and human capital (ROMER 1986; ROMER, 1990). Thus, the
43 diffusion of knowledge resulting from the firm's investment increases the
44 efficiency in the whole economy. Regarding this, considerable empirical
45 evidence supports the hypothesis that these effects appear more frequently in
46 diversified productive systems due to a cross-fertilization among sectors
47 (GLAESER *et al.*, 1992; HENDERSON, 1994). Hence, it is reasonable to
48
49
50
51
52
53
54
55
56
57
58
59
60

1
2
3
4 believe that productive linkages are a probable route for these external effects.
5
6 In this way, technological spillovers have been studied, in one of the
7
8 methodological alternatives developed, applying input-output tables
9
10 (VERSPAGEN and DE LOO, 1999; DIETZENBACHER and LOS, 2002).
11
12

13
14 Although productive linkages have always been present in spatial
15
16 economics (see, for instance, STREIT, 1969), the 'New Economic Geography'
17
18 models have recovered some former ideas of Marshall and Hirschman with a
19
20 new perspective. In this sense, many authors have introduced classical
21
22 backward and forward linkages in formalized models as relevant factors in the
23
24 spatial dynamic of the productive activity (KRUGMAN, 1991; FUJITA *et al.*,
25
26 1999). Thus, productive linkages are viewed as a type of externality that can
27
28 lead to agglomeration economies when they are subject to a spatial constraint
29
30 (PARR, 2002; PARR *et al.*, 2002).¹
31
32
33

34
35 Finally, the economical impact of the externalities associated with the
36
37 linkages has been broadly considered in the 'Endogenous Development'
38
39 literature, which defends a development strategy from below based on the local
40
41 assets and entrepreneurial initiatives (GAROFOLI, 1992; VÁZQUEZ, 2002).
42
43 Regarding this, the literature about industrial districts, local systems of firms and
44
45 clusters has stressed the role of linkages and cooperation between firms within
46
47 an area (BECATTINI, 1979; PYKE *et al.*, 1992; MARKUSEN, 1996; PORTER
48
49 1998; GUERRIERI *et al.*, 2001). This authors has also paid attention to the local
50
51 production models organised around large enterprises, pointing out the
52
53 importance of linkages between large firms and indigenous SMEs that act as
54
55 their suppliers (VÁZQUEZ, 1999; RUTHERFORD, 2000).
56
57
58
59
60

2.2. Firm size, productive linkages and enterprise models

In comparison to large enterprises, it is frequently supposed that SMEs show a higher level of territorial integration and maintain stronger linkages with local or regional suppliers and clients (FLORIO, 1996, CRONE and WATTS, 2000; GÖRG and RUANE, 2001). Nevertheless, you can also often find dynamic SMEs, which operate with external suppliers and export a high proportion of their production, actively participating in the globalization process (ACS and YEUNG, 1999; AUDRETSCH, 2003; ETEMAD and WRIGHT, 2003; JONES and DIMITRATOS, 2004).

On the contrary, it is commonly believed that large enterprises frequently have more intense linkages with productive units located outside the region than with firms operating in the same area. The extreme case of this productive behaviour is the model of 'industrial enclave'. The enclave industry operates in a backward territory developing specific phases of a complex production process. The intermediate inputs required are purchased externally and the output is used in subsequent manufacturing activities in plants located in other territories. Normally, this type of firm features a limited economic impact in the area in the short and in the long run, and it even might distort the resource allocation at local or regional level (DELGADO, 1981; BARROW and HALL, 1995; HARDY, 1998; O'HEARN, 2001).

However, changes in the organization of large enterprises in recent decades have led them to give up the functional strategies, according to which the territory was seen as a mere physical base of the firms' plants. On the contrary, large corporations in some sectors are adopting territorial strategies so that, nowadays, they often procure to integrate themselves into local and

1
2
3
4 regional environments. This transformation in large enterprises has stimulated
5
6 the decentralization of non-nuclear activities towards SMEs and the
7
8 intensification of the linkages with local SME clusters. Large corporations in
9
10 some sectors thus tend to set up their establishments in dynamic areas where
11
12 they can exploit external economies and benefit from high quality resources and
13
14 the presence of specialized suppliers. This model of a large enterprise that is
15
16 more integrated in the territory has become increasingly more important in
17
18 recent decades, especially in some high-tech and knowledge-intensive sectors.
19
20 This type of company participates more actively in the technical, social and
21
22 economic interactions within the territory where they operate, and their forward
23
24 or backward linkages with other firms within the area can be a source of static
25
26 and dynamic externalities (PIORE and SABEL, 1984; BARROW and HALL,
27
28 1995; BELLANDI, 2001; VÁZQUEZ, 2002).²
29
30
31
32
33

34
35 To conclude, forward and backward linkages between firms and
36
37 industries have important effects on the localization and efficiency of productive
38
39 activity. Although multiple factors play a role, the spatial structure of linkages is
40
41 finally determined by firms' decisions. Since firm size conditions the firm's
42
43 strategic policy, a different composition of the productive system in terms of firm
44
45 size will lead to different spatial patterns of linkages. Furthermore, since
46
47 linkages represent economies external to the firm, there is no guarantee that
48
49 the optimum for each enterprise would lead to an optimum for the whole
50
51 productive system in a region. Consequently, it is interesting to analyse the
52
53 regional structure of productive linkages and to check whether potential
54
55 linkages are being well-exploited or not, considering the consequences for the
56
57 regional economy in terms of efficiency. For this purpose, it would be
58
59
60

1
2
3
4 convenient to have at our disposal an exhaustive typology of enterprises as an
5
6 analytical tool. With this in mind, on the one hand, we can find in the literature
7
8 some examples of firm typologies which take into account the implications for
9
10 regional development, though they are not strictly focused on productive
11
12 linkages (see, for instance, Young *et al.*, 1994, regarding multinational
13
14 enterprises, or Cooke *et al.*, 2005, for SMEs). On the other hand, as we have
15
16 previously pointed out, certain authors have identified some models of firms
17
18 characterized by specific spatial patterns of linkages (for example, PIORE and
19
20 SABEL, 1984; BARROW and HALL, 1995; HARDY, 1998; BELLANDI, 2001)
21
22 However, they do not provide a systematic and global framework leading to a
23
24 full enterprise typology.
25
26
27
28
29
30
31
32

33 3. FIRM SIZE AND SPATIAL PATTERNS OF LINKAGES. AN ENTERPRISE 34 35 TYPOLOGY

36
37 In this paper, we propose an enterprise typology which identifies diverse
38
39 patterns of firm behaviour within a regional productive system. The typology is
40
41 based on two criteria: the location of suppliers and the location of sales
42
43 markets. According to these variables, we can differentiate seven types or
44
45 models of enterprises: the “domestic” firm, the “exporting” SME, the
46
47 “dependent” SME, the “extravert” SME, the large “propelling” firm, the large
48
49 “enclave” firm, and the large “market-orientated” firm. This classification can be
50
51 represented graphically on an axis system (Figure 1), considering the
52
53 localization of the suppliers (regional or external) on the abscissas axe, and the
54
55 geographic orientation of sales (regional or external) on the ordinates axe.³
56
57
58
59
60

1
2
3
4
5
6
7
8
9
10
11
12
13
14
15
16
17
18
19
20
21
22
23
24
25
26
27
28
29
30
31
32
33
34
35
36
37
38
39
40
41
42
43
44
45
46
47
48
49
50
51
52
53
54
55
56
57
58
59
60

INSERT FIGURE 1 AROUND HERE

These enterprise models fulfil different functions within a regional productive system, so that each one has a different strategic relevance. Nevertheless, the role and the contribution of each enterprise model to the whole economy depend on several factors that are directly related to the type of sector in which they operate. For this reason, we will also consider a sector typology based on two factors: the position within value chains and the technological level. On the one hand, with respect to the first factor, we will differentiate three types of sectors:

- *Basic sectors*, whose production is essentially used as an input in other production processes. Due to their situation at the beginning of the production chains, these sectors might induce strong forward linkage effects.

- *Intermediate sectors*, which represent intermediate links in the production chains and, in consequence, might induce backward and forward linkage effects.

- *Final sectors*, whose output is essentially orientated to the final demand. Due to their situation at the end of production chains, these sectors might induce strong backward effects.

On the other hand, the technological level of the sector influences the appearance of spillover effects and the productivity of firms included in it. Regarding this, we will also distinguish three types of sectors: *high technological*, *medium technological* and *low technological* industries. By combining these two factors, nine types of sectors can be identified, as Table 1 shows.

1
2
3
4
5
6
7
8
9
10
11
12
13
14
15
16
17
18
19
20
21
22
23
24
25
26
27
28
29
30
31
32
33
34
35
36
37
38
39
40
41
42
43
44
45
46
47
48
49
50
51
52
53
54
55
56
57
58
59
60

INSERT TABLE 1 AROUND HERE

Finally, considering the two criteria and the sector classification, the seven enterprise models can be defined and valued as follows:

a) The 'domestic' firm is the production unit whose activity, as a result of the nature of the productive process and/or the business strategies developed, is limited to a regional area regarding its sales, as well as its input purchases. This firm behaviour can be observed frequently in SMEs and -no so often- in large firms, but it is especially characteristic of microenterprises. The domestic firm has not a significant external projection, which, from a macroeconomic perspective, reduces the capacity of this type of enterprises to propel the economic regional growth. However, these firms may contribute, especially in intermediate sectors, to internally interconnect the regional productive system through productive linkages which can represent a channel of static and dynamic externalities.

b) The 'dependent' SME is the small or medium-sized firm whose suppliers are mainly situated outside the region, and whose production is sold basically in the regional market. The net-importing performance of this type of SME increases the regional level of external dependency, and limits its impact through backward linkages. Consequently, this model of SME is not especially interesting from an endogenous development perspective, especially in low-tech final industries, where more value isn't added to the product in later transformation processes. In spite of this, they can have a more relevant function in high-tech and basic or intermediate industries in which they act as suppliers of other productive regional activities, participating in production

1
2
3
4 chains that are, at least, partially endogenous. In these cases, they can
5
6 contribute to improving the technological level and the productivity of other firms
7
8 associated with them through forward linkages.
9

10
11 c) The 'exporting' SME is the small or medium-sized firm whose production is
12
13 principally sold in external markets, but whose main suppliers are situated in the
14
15 region where it is located. Its exporting potential, which reflects a high level of
16
17 competitiveness, and its backward linkages within the regional productive
18
19 system, provide this type of firm with a certain pulling power. Therefore, from a
20
21 macroeconomic perspective, this model of enterprise contributes in a very
22
23 positive way to regional growth, especially in final sectors, where there are not
24
25 many other forward steps in the productive chains that could increase the
26
27 added value and the employment within the region.
28
29
30

31
32 d) The 'extravert' SME is the small or medium-sized enterprise whose activity is
33
34 orientated towards external markets, with regards to the sale of its products as
35
36 well as the purchase of its inputs. This type of enterprise shows an intense
37
38 exporting activity, which enlarges its growth potential through the sales in
39
40 external markets. However, the extravert SME has weak forward and backward
41
42 linkages with other firms within its regional productive system. Consequently, it
43
44 doesn't generate significant pushing or pulling effects. Nevertheless, the
45
46 external supply of inputs may constitute a factor of competitiveness for these
47
48 SMEs. In addition to this, the absence of relevant backward linkages doesn't
49
50 significantly increase the risk of delocalization for this model of enterprises. The
51
52 reason for this is that the ownership and the management of these firms are
53
54 usually situated within the region, since the level of penetration of external
55
56
57
58
59
60

1
2
3
4 capital in the SME sector tends to be far lower in comparison to the sector of
5
6 large-sized firms.
7

8
9 e) The large 'propelling' firm is the corporation which has intense backward
10 linkages with regional suppliers, but is essentially orientated towards external
11 markets regarding its sales. This type of enterprise assumes an important role,
12 especially in final sectors, encouraging the regional economic growth, thanks to
13 its combination of external projection and backward integration into the regional
14 productive system. Due to this strategic position, it may serve as a powerful
15 engine for the regional economy, impelling the economic growth and the
16 diffusion of innovations, especially in final or intermediate high technological
17 industries.
18
19
20
21
22
23
24
25
26
27
28
29

30 f) The large 'enclave' firm is the corporation whose main suppliers are located
31 outside the region and commercializes its products basically in external
32 markets. The phenomenon of the industrial enclave is associated with the
33 vertical integrated company, which sets up a subsidiary plant in a region to fulfil
34 a specific function within the whole productive process. The inputs which this
35 type of firm requires are produced in establishments of the same firm situated in
36 other regions and the output is used -as an intermediate input or a component
37 of the final product- in other plants of the same firm, also externally located.
38 Therefore, the large enclave firm doesn't integrate within the regional productive
39 system, which reduces its indirect impact on the regional economy.
40 Furthermore, the absence of relevant backward and forward linkages increases
41 the risk of industrial delocalization, particularly when the ownership and the
42 management of these firms are external to the region –something quite usual in
43 backward regions.
44
45
46
47
48
49
50
51
52
53
54
55
56
57
58
59
60

1
2
3
4 g) The large 'market-orientated' firm is the corporation whose location is
5 explained by its proximity to the market, whereas its main suppliers are situated
6 mainly outside the region. We can distinguish two types of large market-
7 orientated firms:
8
9
10
11

- 12 - *External large market-orientated firms*, that is, foreign companies which
13 have decided to set up a plant in the region in order to exploit the
14 regional market.
15
16
17
18
19
20
21 - *Indigenous large market-orientated firms*, that is, regionally-owned and
22 managed enterprises which have increased their size selling their
23 products in the regional market.
24
25
26

27
28 The impact of this model of firm on the regional growth is constrained by the
29 absence of important backward linkages and, especially in final sectors, by the
30 low access to external markets. This weak exporting activity is particularly
31 negative in this type of company whose size doesn't represent a limitation to its
32 penetration into external markets. Therefore, the predominant orientation
33 towards the regional market can be explained in these cases as a result of a
34 low entrepreneurial dynamism or a weak competitive position. Nonetheless, it
35 can play a strategic role in high technological basic and intermediate sectors
36 where it can contribute to increasing productivity through technology spillovers.
37 These productivity impacts of large enterprises on local-owned firms through
38 forward linkages might have been underestimated for a long time, since the
39 attention of policy-makers has focused on backward linkages (DRIFFIELD *et*
40 *al.*, 2004).
41
42
43
44
45
46
47
48
49
50
51
52
53
54
55
56
57

58 In addition to considering these models separately, it is illuminating to
59 analyse the whole composition of the productive system. This allows us to
60

1
2
3
4 detect some strengths and weaknesses of an economy, and to approach, in
5
6 some way, the “quality” of entrepreneurial tissue (GUZMÁN *et al.*, 2000;
7
8 SANTOS, 2004; ROMERO and SANTOS, 2006). In our hypothesis, regions
9
10 with different levels of development are characterized by different enterprise
11
12 compositions according to our typology. On the one hand, the competitive and
13
14 powerful economies might show an important presence of exporting and
15
16 extravert SMEs, and a significant amount of large propelling firms in final
17
18 sectors. Furthermore, there can be a dense population of domestic firms,
19
20 especially in intermediate sectors, contributing to interconnect the whole
21
22 productive system. On the other hand, the dependent and uncompetitive
23
24 regions might feature an abundance of dependent SMEs, large market-
25
26 orientated firms, especially in final sectors, and large enclave firms in basic or
27
28 intermediate sectors, with a very limited impact on the regional economy and a
29
30 high risk of delocalization. Although in this article we don’t address the case of
31
32 highly-developed regions, you can find some indirect evidence in the literature
33
34 with regard to them (KEEBLE, 1997; GUERRIEIRI *et al.*, 2001;
35
36 OBSERVATORY OF EUROPEAN SMEs, 2002; PORTER, 2003). Moreover,
37
38 the results for Andalusia –a backward region by Spanish and EU standards-
39
40 which we present in Section 5, confirm our hypotheses regarding less
41
42 developed regions.
43
44
45
46
47
48
49
50
51
52
53

54 4. FIRM SIZE, REGIONAL LINKAGES AND ENTERPRISE MODELS IN 55 56 ANDALUSIA

57
58 In order to illustrate the use of our typology, we will use data from the
59
60 input-output table of Andalusia (IEA, 1999). Andalusia is a region with 7.5

1
2
3
4 million inhabitants located in southern Spain and it is one of the most backward
5
6 regions in the country and in the EU-15, such as its low GDP per capita, high
7
8 unemployment rate and high rate of labour in agriculture show (Table 2).
9
10 According to the size distribution of firms, Andalusia also has other important
11
12 comparative weaknesses regarding the EU-15 and even Spain. Mainly, as can
13
14 be seen in Table 3, the percentage of microentreprises is higher than the
15
16 average of the EU-15 and Spain as a whole and, likewise, the percentage of
17
18 large firms is lower. Moreover, main activities are low-technological in industry
19
20 and low knowledge intensive in services in comparison to the EU-15 and Spain.
21
22
23
24
25

26
27 INSERT TABLE 2 AROUND HERE
28

29
30 INSERT TABLE 3 AROUND HERE
31
32

33
34 In this section, the empirical objective will be to study the composition of
35
36 the industrial sector in Andalusia applying the enterprise typology proposed in
37
38 Section 3 to our data set.
39

40 41 4.1. Data and methodology 42

43
44 The survey made to estimate the input-output table includes, among
45
46 other variables, information about firms' purchases and sales. Thus, we could
47
48 obtain from the Andalusian Statistical Institute data about the value of the total
49
50 intermediate inputs purchases, classified according to their regional or imported
51
52 origin, and the value of regional production, classified according to its
53
54 destination to the regional or external market. Unfortunately, this data does not
55
56 refer to single establishments, since the Andalusian Statistical Institute is
57
58 obliged to withhold this information. Hence, we use data aggregated by size
59
60

1
2
3
4 groups –regarding the number of employees- and the sector. This use of the
5
6 input-output data, as was pointed out in the introduction, represents a novelty,
7
8 since we do not work with data by sectors, as input-output tables traditionally
9
10 do, but with data disaggregated into groups of firms *within each sector*.
11
12 Specifically, we have data for four size groups within each sector, as follows:
13
14 establishments from 0 to 5 employees; from 6 to 19 employees; from 20 to 49
15
16 employees and from 50 and more employees. Nevertheless, for simplicity's
17
18 sake, we will consider the two intermediate size-groups as a single one. Thus,
19
20 we distinguish three types of firms according to their size: microenterprises
21
22 (from 0 to 5 employees), SMEs (from 6 to 49 employees), and large firms (from
23
24 50 and more).⁴ The data are available for 29 manufacturing industries.

25
26
27
28
29
30 Various alternative indicators have been proposed to measure the
31
32 interindustry linkages. Recent overviews of the literature can be found in
33
34 DIETZENBACHER and LAHR (2001), SÁNCHEZ-CHÓLIZ and DUARTE (2003)
35
36 or CAI and LEUNG (2004). Although our data allow us to split each column of
37
38 the input-output table into four, we cannot do the same with the rows.⁵
39
40 Consequently, we cannot obtain the Leontief inverse and calculate the indirect
41
42 effects. Thus, we will only consider the direct effects calculating, for each size
43
44 group within each sector, the value of two indicators representative of the
45
46 backward and forward linkages: the ratio of Regional Supplying and ratio of
47
48 Orientation towards the Regional Market.

49
50
51
52 - The *ratio of Regional Supplying (RS)* represents, for each size group s in
53
54 each purchasing sector j , the proportion of regional inputs purchase to total
55
56 intermediate inputs purchase, as follows:
57
58
59
60

$$RS_{js} = \frac{\sum_i x_{ijs}^r}{\sum_i x_{ijs}} \quad (1)$$

in which x_{ijs} indicates the value of the output from sector i (including both regional and imported products⁶) purchased by the establishments in s size group within sector j ; whereas x_{ijs}^r exclusively stands for the consumption of inputs produced within the region. This ratio reflects, for each sector, the strength of the regional backward linkages.⁷

This ratio can be interpreted as a weighted average of the RS values obtained in the individual establishments within each sector and size group, as follows:

$$\text{Let us define } IC_{js} \equiv \sum_i x_{ijs} \text{ and } IC_{js}^r \equiv \sum_i x_{ijs}^r \quad (2)$$

$$\text{and also, } IC_{jks} \equiv \sum_i x_{ijsk} \text{ and } IC_{jks}^r \equiv \sum_i x_{ijsk}^r \quad (3)$$

where x_{ijsk} indicates the value of the output from sector i (regional and imported) purchased by each k establishment in the s size group and sector j ; whereas x_{ijsk}^r exclusively stands for the consumption of regional inputs. Then,

$$IC_{js} \equiv \sum_k IC_{jks} \text{ and } IC_{js}^r \equiv \sum_k IC_{jks}^r, \quad (4)$$

and, from (1), (2) and (4)

$$RS_{js} = \frac{IC_{js}^r}{IC_{js}} = \frac{\sum_k IC_{jks}^r}{\sum_k IC_{jks}} = \sum_k \left(\frac{IC_{jks}^r}{\sum_k IC_{jks}} \cdot \frac{IC_{jks}}{IC_{jks}} \right) = \sum_k \left(RS_{jks} \cdot \frac{IC_{jks}}{\sum_k IC_{jks}} \right) \quad (5)$$

Notice that in (5) the values of RS for each firm k are weighted by the participation of the firm's intermediate purchase in the total input purchase of size group s and sector j .

- *The ratio of Orientation towards the Regional Market (ORM)* represents, for each size group within each sector, the proportion of its production which is sold in the regional market. It is defined as follows:

$$ORM_{js} = 1 - \frac{E_{js}}{X_{js}} \quad (6)$$

in which E_{js} stands for the exportation of sector j products by industrial establishments in the s size group, and X_{js} for the value of the total production of the group. As you can notice, this indicator doesn't make a distinction regarding the intermediate or final character of the production. This differentiation, which would enrich the analysis, can not be applied in practice. The estimation of the exportations in the regional input-output table doesn't allow us to disaggregate the data in this way. Nevertheless, the ratio of Orientation towards the Regional Market approaches the measurement of the forward linkages within the region since it reflects the regional or external orientation of each sector regarding the localization of its markets.

The value of this ratio can also be interpreted as a weighted average of the values obtained in the individual establishments, as follows:

$$\begin{aligned} ORM_{js} &= \frac{X_{js} - E_{js}}{X_{js}} = \frac{\sum_k (X_{j sk} - E_{j sk})}{\sum_k X_{j sk}} = \sum_k \left(\frac{X_{j sk} - E_{j sk}}{\sum_k X_{j sk}} \cdot \frac{X_{j sk}}{X_{j sk}} \right) \\ &= \sum_k \left(ORM_{j sk} \frac{X_{j sk}}{\sum_k X_{j sk}} \right) \end{aligned} \quad (7)$$

where the weights are the shares of each firm in the production of s size group in sector j .

Additionally, we have classified the 28 manufacturing industries according to the two factors considered in Section 3: the position within the value chains and the technological level.

On the one hand, we have approached the firms' situation within the value chains by using as an indicator the ratio of Intermediate Outputs, defined as follows:

$$IO_i = \frac{\sum_j x_{ij}^r}{X_i - E_i} \quad (8)$$

The denominator indicates the value of the regional production which is commercialized within the regional market, and the numerator gives the part of this production that is used as an intermediate input by other sectors in the region. Consequently, a high value for this indicator means the production of the i sector is mainly applied in the regional market as an intermediate input, whereas a low value indicates it for the most part goes to the final demand. More specifically, we consider a sector to be "basic" when the IO ratio is higher than 0.7; "intermediate", when the IO ratio is between 0.7 and 0.3; and "final", when the IO ratio is up to 0.3.⁸

On the other hand, we have separated the manufacturing industries into three groups - high-technological, medium-technological and low-technological industries- considering the OECD criteria (OECD, 2005). In this way, we have classified the 28 manufacturing industries in the nine types which appear in Table 1 (the Appendix at the end of the paper shows the whole classification).

1
2
3
4 Next, we have calculated the ratio of Regional Supply and the ratio of
5
6 Orientation towards the Regional Market for microenterprises, SMEs and large
7
8 firms in each of the nine types of industries. Since the values of these ratios in
9
10 each size-group can be interpreted as a weighted average of the ones obtained
11
12 in the individual establishments -see (5) and (7) in Section 4.1-, we can identify
13
14 the most representative model in each size-group within each sector. In order to
15
16 do that, we have considered the value of 50% for both ratios as a threshold to
17
18 distinguish the different models of firm behaviour.⁹ Thus, we represent in
19
20 graphical terms -see Figure 1- the ratio of Regional Supplying on the abscissas
21
22 axe, the ratio of Orientation towards the Regional Market on the ordinates axe
23
24 and place the origin of coordinates on the point (50, 50).
25
26
27
28
29

30 4.2. Results

31
32 The results are summarized in Table 4, which shows the predominant
33
34 firm-class in each size-group and type of industry.
35
36
37
38
39

40 INSERT TABLE 4 AROUND HERE
41
42
43

44 Industrial microenterprises in Andalusia are mainly represented by the
45
46 model of *domestic firm*, whereas the model of *dependent SME* is the dominant
47
48 one among the small and medium industrial establishments, and the *large*
49
50 *enclave firm* preponderates among large enterprises. These three models are
51
52 the dominant ones within their own size groups for 5 of the 9 types of sectors.
53
54 The results remain the same if you consider each size-group as a whole without
55
56 distinguishing between industries (see Table 5).
57
58
59
60

1
2
3
4
5
6
7
8
9
10
11
12
13
14
15
16
17
18
19
20
21
22
23
24
25
26
27
28
29
30
31
32
33
34
35
36
37
38
39
40
41
42
43
44
45
46
47
48
49
50
51
52
53
54
55
56
57
58
59
60

INSERT TABLE 5 AROUND HERE

Figure 2 shows the results for basic industries more in detail.¹⁰ Both in the low and high technological basic industries, SMEs and large firms fit into the model of extravert SMEs and enclave enterprises, respectively. This implies they do not have important backward and forward linkages with other firms in the region. Specifically, the absence of strong forward linkages poses a serious limitation for the regional economy, since we are considering industries situated at the beginning of the value chains. This is especially important in the basic high technological sector, which is only represented by the manufacture of basic chemicals. This industry has a considerable presence in the regional economy due to the availability of some mineral materials and the existence of oil refineries which provide them with essential inputs. However, the basic chemical industry doesn't have relevant links with the final chemical industries in the region. In consequence, Andalusia is missing the opportunity of developing a real chemical cluster what would benefit the regional economy.

INSERT FIGURE 2 AROUND HERE

On the other hand, we can appreciate the existence of strong forward linkages in the case of the medium technological industries, characterized by the presence of dependent SMEs and large market-orientated firms which sell their production in the regional market. This group is made up of some industries that supply inputs to the construction sector. Consequently, in this case, a strong construction cluster exists in Andalusia with a capacity to act as

1
2
3
4 a driving force in the regional economy, as we have pointed out in other works
5
6 (ROMERO, 2004).
7
8
9

10
11 INSERT FIGURE 3 AROUND HERE
12
13

14
15
16 Figure 3 shows the results for the intermediate sectors. In this case,
17
18 important weaknesses are also detected since the large enclave firms and the
19
20 dependent SMEs are the dominant type in medium and high technological
21
22 intermediate industries. As a consequence, some potential forward and,
23
24 especially, backward linkages have not been exploited. This poses a restriction
25
26 to the capacity of these activities to propel the regional growth and to increase
27
28 the productive efficiency through pecuniary and technological externalities. On
29
30 the other hand, the regional economy shows some strength in intermediate low
31
32 technological industries in which the dominant enterprise models are the large
33
34 propelling firm and the domestic SMEs. This positive performance can be
35
36 mainly attributed to some food industries, especially the olive oil manufacturing
37
38 which is an important exporting activity in Andalusia. These industries also have
39
40 important backward linkages with the region's agriculture. We have studied
41
42 these productive chains in the agro-food cluster in more detail in
43
44 DIETZENBACHER *et. al.* (2005).
45
46
47
48
49
50
51
52
53

54 INSERT FIGURE 4 AROUND HERE
55
56
57

58 To end with, let us discuss the results for final industries (see Figure 4).
59
60 Firstly, we will consider the high technological group, which, in this case, is

1
2
3
4 formed only by the manufacturing of other chemical products. In this respect, as
5
6 has been previously said, no relevant backward linkages exist with the basic
7
8 chemical industry and, consequently, you mainly find dependent SMEs and
9
10 large enclave firms. Secondly, the medium technological group, which is
11
12 represented only by the manufacturing of motor vehicles, is characterized by
13
14 the presence of dependent SMEs and large domestic firms for which Andalusia
15
16 is the most important sales market. Again, that is not really good news for the
17
18 regional economy. As these industries are situated at the end of the value
19
20 chains, there are not many possible forward linkages to develop within the
21
22 regional economy in these sectors. Thus, a higher exporting ratio in this sector,
23
24 especially regarding the large enterprises, would have a positive effect on the
25
26 regional economy so that the potential market for these activities would
27
28 increase. This consideration is also applicable to the low technological
29
30 industries, dominated by the presence of domestic SMEs and large market-
31
32 orientated firms, which in addition do not have important backward linkages with
33
34 intermediate and basic industries within the regional system. The insufficient
35
36 presence of exporting SMEs and large propelling firms in these industries,
37
38 especially in those with a higher technological level, constitutes a weakness of
39
40 the regional economy. This fact could be attributed to the limitation that size
41
42 represents for SMEs, but also to the low level of entrepreneurial quality in
43
44 regionally-owned firms (GUZMÁN and SANTOS, 2001).
45
46
47
48
49
50
51
52

56 5. SUMMARY AND CONCLUSIONS

57
58 In this paper, we have introduced a theoretical enterprise typology based
59
60 on the firm size and the firms' regional linkages which distinguishes seven types

1
2
3
4 or models of enterprises: the “domestic” firm, the “exporting” SME, the
5
6 “dependent” SME, the “extravert” SME, the large “propelling” firm, the large
7
8 “enclave” firm, and the large “market-orientated” firm. This typology can be a
9
10 powerful tool to analyse the composition of the industrial sector in any region
11
12 and to detect the strengths and weaknesses of a regional economy.
13
14 Furthermore, we suggest the hypothesis that the industrial sector fits into
15
16 different patterns of composition, according to our typology, in regions with
17
18 different levels of development.
19
20
21

22
23 Regarding this, we have applied our typology in this paper to study
24
25 industry in Andalusia, a backward region in southern Spain. Thus, we have
26
27 observed the predominance of dependent SMEs and large enclave firms, and
28
29 the scarce presence of large propelling firms, exporting SMEs and extravert
30
31 SMEs in the regional industry. Both groups of facts reveal the weakness of the
32
33 regional industry. In addition to this, we have noticed an excessive orientation
34
35 towards the internal market in SMEs and large firms operating in final industries,
36
37 which limits the growth potential of the regional economy. Furthermore, the
38
39 fragility of the regional industry is accentuated in the high-tech industries. Large
40
41 firms in these industries behave as enclaves so that the regional economy
42
43 doesn't benefit from the technological spillovers they could originate. This
44
45 situation can be explained by the insufficient development of these high-tech
46
47 industries in Andalusia, which leads to the absence of efficient regional and
48
49 competitive regional suppliers. From this perspective, the case of Andalusia is
50
51 an example of a more general pattern that would characterize backward
52
53 regions. On the other hand, according to our hypotheses, the competitive and
54
55 powerful economies might show an important presence of exporting and
56
57
58
59
60

1
2
3
4 extravert SMEs, and a significant amount of large propelling firms in final
5
6 sectors. In addition there can be a dense population of domestic firms,
7
8 especially in intermediate sectors, contributing to interconnect the whole
9
10 productive system. Nevertheless, further comparative studies are required to
11
12 contrast these hypotheses, especially in the case of high development regions.
13
14 As we show in this paper, the primary data from the survey to estimate regional
15
16 input-output tables can be a useful statistical source to carry out such empirical
17
18 analysis.
19
20
21
22

23 Finally, it is interesting to point out that our data allowed us to split up the
24
25 columns of the input-output table considering different size-groups for the
26
27 establishments in each sector, but we could not do the same for the rows.
28
29 Therefore, a full specification of the input-output table in size-groups for all the
30
31 sectors would be very useful to analyse some aspects such as outsourcing or
32
33 the position of large firms and SMEs in the value chains. That would be another
34
35 interesting extension of the framework we have proposed in this article to
36
37 analyse the relationship between firm size and regional linkages.
38
39
40
41
42
43

44 NOTES

- 45
46
47 1. PARR *et. al.* (2002) refer to these agglomeration economies derived from
48
49 productive linkages as 'activity-complex economies'.
50
51
52 2. The integration of large firms and SMEs within the territory and the
53
54 performance of industrial clusters are conditioned not only by the presence of
55
56 regional linkages, but also by the relationship with local and regional
57
58 governments, households and other private agents. Nevertheless, in this paper,
59
60

1
2
3
4 for the sake of simplicity, we will focus on the productive linkages without
5
6 considering some other relevant economic and social aspects.
7

8
9 3. The position of the SMEs above and on the right with regard to large firms in
10
11 Figure 1 is in line with the widespread hypothesis about the relationship
12
13 between firm size and the strength of regional linkages discussed in Section
14
15 2.2. We have also tested these assumptions from our data employing an
16
17 analysis of variance (ANOVA) from the two indicators of regional linkages which
18
19 will be introduced in Section 3.1. In this way, we have checked that the higher
20
21 the size of establishments is, the lower the proportion of regional intermediate
22
23 inputs in the total intermediate purchases is. Furthermore, the higher the size of
24
25 establishments is, the lower the proportion of regional production sold in the
26
27 regional market is (see Table 5). The ANOVA showed that these differences in
28
29 the spatial patterns of supply and sales are statistically significant.
30
31
32
33

34
35 4. The Andalusian Statistical Institute determined the size-groups, choosing
36
37 this low threshold -50 employees- for the largest establishments to avoid
38
39 revealing confidential information. In some industrial branches in Andalusia
40
41 there are only a few industrial large plants; hence, if the data for large
42
43 establishments referred to plants with, for instance, more than 250 employees,
44
45 you could guess from which firm the data came. Therefore, we cannot follow the
46
47 standard of the OBSERVATORY OF EUROPEAN SMEs (2002), which defines
48
49 large firms as enterprises with 250 employees or more; the SMEs as those
50
51 between 10 and 250 employees and the microenterprises as firms with less
52
53 than 10 employees.
54
55
56
57

58
59 5. The reason is that in the survey made to estimate the table, firms are not
60
asked about the firm size of their clients and suppliers. Thus, we cannot know

1
2
3
4 which part of the production of each size-group in each sector is purchased by
5
6 each size-group in each sector.
7

8
9 6. Throughout this paper, the import and export terms refer to purchase and
10 sales outside the region, including the interregional trade within a national
11 economy.
12
13

14
15 7. We believe this index is more suitable in this case than alternative ones,
16 such as the inputs coefficient proposed by CHENERY-WATANABE (1958). The
17 main advantage of the RS ratio consists in its independence from the proportion
18 of intermediate inputs or primary factors in the value of production, which do
19 affect the value of the Chenery-Watanabe inputs coefficient.
20
21
22

23
24 8. This indicator focuses on what occurs within the regional market. We opt to
25 exclude the exported production since we can not distinguish if its destination is
26 final demand (consumption and investment) or intermediate demand by other
27 productive activities
28
29

30
31 9. In this paper, the terms firm and establishment are both used for simplicity
32 without making any distinction. However, it is convenient to take into account
33 that we use data for establishments, not for firms -which can have more than
34 one establishment.
35
36

37
38 10. From now on, we will focus on the results for SMEs and large firms because
39 of their greater macroeconomic importance.
40
41
42
43
44
45
46
47
48
49
50

51 52 53 54 REFERENCES

55
56 ACS, Z.J. and YEUNG, B. (eds) (1999) *Small and Medium-Sized Enterprises in*
57 *the Global Economy*, The University of Michigan Press, Michigan.
58
59
60

1
2
3
4 ALBINO, V., DIETZENBACHER, E. and KUHTZ, S. (2003) Analysing materials
5 and energy flows in an industrial district using an enterprise input-output model,
6
7
8
9 *Economic Systems Research*, **15** (4), 457-480.

10
11 AUDRETSCH, D. B. (ed.) (2003) *SMEs in the Age of Globalization*, Edward
12
13 Elgar, Cheltenham.

14
15
16 BARROW, M. and HALL, M. (1995) The impact of a large multinational
17
18 organization on a small local economy, *Regional Studies*, **29** (7), 635-653.

19
20
21 BECATTINI, G. (1979) Dal settore industriale al distretto industriale. Alcune
22
23 considerazione sull'unità di indagine dell'economia industriale, *Rivista di*
24
25 *Economia e Politica Industriale*, 1, 7-21.

26
27
28 BELLANDI, M. (2001) Local development and embedded large firms,
29
30
31 *Entrepreneurship and Regional Development*, **13** (3), 189-210.

32
33
34 CAI, J. and LEUNG, P. (2004) Linkage measures: a revisit and a suggested
35
36 alternative, *Economic Systems Research*, **16** (1), 65-85.

37
38
39 CHENERY, H. B. and WATANABE, T. (1958) International comparisons of the
40
41 structure of production, *Econometrica*, 26, 487-521.

42
43
44 COOKE, P.; CLIFTON, N. and OLEAGA, M. (2005) Social Capital, Firm
45
46 Embeddedness and Regional Development, *Regional Studies*, **39** (8), 1065-
47
48 1077.

49
50
51 CRONE, M. and WATTS, H. D. (2000) MNE supply linkages and the local SME
52
53 sector: Evidence from Yorkshire and Humberside, *Local Economy*, **15** (4), 325-
54
55 337.

56
57
58 DELGADO, M. (1981) *Dependencia y Marginación de la Economía Andaluza*,
59
60 Monte de Piedad y Caja de Ahorros de Córdoba, Córdoba.

1
2
3
4 DIETZENBACHER, E. and LAHR, M.L. (2001) Introduction, in LAHR M. L. and
5
6 DIETZENBACHER E. (eds) *Input-Output Analysis: Frontiers and Extensions*,
7
8 pp. 1-31, Palgrave Macmillan, Basingstoke.

9
10
11 DIETZENBACHER, E. and LOS, B. (2002) Externalities of R&D expenditures,
12
13 *Economic Systems Research*, **14** (4), 407-425.

14
15
16 DIETZENBACHER, E.; ROMERO, I. and BOSMA, N. S. (2005) Using Average
17
18 Propagation Lengths to identify production chains in the Andalusian economy,
19
20 *Estudios de Economía Aplicada*, **23**, 405-422.

21
22
23
24 DRIFFIELD, N.; MUNDAY, M. and ROBERTS, A. (2004) Inward investment,
25
26 transaction linkages and productivity spillovers, *Papers in Regional Science*, **83**,
27
28 699-722.

29
30
31 ETEMAD, H. and WRIGHT, R. (eds) (2003) *Globalization and*
32
33 *Entrepreneurship, Policy and Strategy Perspectives*, Edward Elgar,
34
35 Cheltenham.

36
37
38 FESER, E. J. and BERGMAN E. M. (2000) National industry cluster templates:
39
40 a framework for applied regional cluster analysis, *Regional Studies*, **34** (1), 1–
41
42 19.

43
44
45 FLORIO, M. (1996) Large firms, entrepreneurship and regional development
46
47 policy: 'growth poles' in the Mezzogiorno over 40 years, *Entrepreneurship and*
48
49 *Regional Development*, **3**, 263-295.

50
51
52 FUJITA, M., KRUGMAN, P. and VENABLES, A. J. (1999) *The Spatial*
53
54 *Economy*, Massachusetts Institute of Technology, Massachusetts.

55
56
57 GAROFOLI, G. (ed.) (1992) *Endogenous Development and Southern Europe*,
58
59 Avebury. Aldershot.

1
2
3
4 GLAESER, E. L., KALLAL, H. D., SCHEINKMAN, J. A. and SHLEIFER, A.
5
6 (1992) Growth in Cities, *Journal of Political Economy*, 100, 1126-1152.
7

8
9 GÖRG, H. and RUANE, F. (2001) Multinational companies and linkages: Panel-
10 data evidence for the Irish electronics sector, *International Journal of*
11 *Economics and Business*, 8 (1), 1-18.
12
13

14
15
16 GUERRIERI, P.; IAMMARINO, S, and PIETROBELLI, C. (2001) *The Global*
17 *Challenge to Industrial Districts: Small and Medium-Sized Enterprises in Italy*
18 *and Taiwan*, Edward Elgar, Cheltenham.
19
20

21
22
23 GUZMÁN, J. and SANTOS, F. J. (2001) The booster function and the
24 entrepreneurial quality: an application to the province of Seville,
25 *Entrepreneurship and Regional Development*, 13, 211-228.
26
27

28
29
30 GUZMÁN, J., SANTOS, F. J., ROMERO, I. and LIÑÁN, F. (2000) Las PYMES y
31 la calidad del tejido productivo andaluz, *Boletín Económico de Andalucía*.
32 27/28, 43-56.
33
34

35
36
37 HARDY, J. (1998): Cathedral in the desert?. Transnationals, corporate strategy
38 and locality in Wroclaw, *Regional Studies*, 32 (7), 639-652.
39

40
41
42 HENDERSON, J. V. (1994) Where does an industry locate?, *Journal of Urban*
43 *Economics*, 35, 83-104.
44

45
46
47 HIRSCHMAN, A. O. (1958) *The Strategy of Economic Development*, Yale
48 University Press, Yale.
49

50
51
52 IEA (1999) *Sistema de Cuentas Económicas de Andalucía. Marco Input-Output.*
53 *1995*, IEA, Sevilla.
54

55
56
57 JONES, M. V. and DIMITRATOS, P. (ed.) (2004) *Emerging Paradigms in*
58 *International Entrepreneurship*, Edward Elgar, Cheltenham.
59
60

- 1
2
3
4 KEEBLE, D. (1997) Small firms, innovation and regional development in Britain
5
6 in the 1990s, *Regional Studies*, **31** (3), 281-293.
7
8
9 KRUGMAN, P. (1991) Increasing returns and economic geography, *Journal of*
10
11 *Political Economy*, 99, 483-499.
12
13
14 LIN, X. and POLENSKE, K. R. (1998) Input-output modelling of production
15
16 processes for business management, *Structural Change and Economic*
17
18 *Dynamics*, 9, 205-226.
19
20
21 LEONTIEF, W. (1966) *Input-Output Economics*, Oxford University Press, New
22
23 York.
24
25
26 MARKUSEN, A. (1996) Sticky places in slippery spaces: a typology of industrial
27
28 districts, *Economic Geography*, 72, 293-313.
29
30
31 MARSHALL, A. (1890) *Principles of Economics*, Macmillan, London.
32
33
34 OECD (2005) *OECD Science, Technology and Industry Scoreboard*, OECD.
35
36
37 OBSERVATORY OF EUROPEAN SMEs. (2002) *SMEs in Europe including a*
38
39 *first glance at EU candidate countries*. N^o 2. European Commission,
40
41 Luxemburg.
42
43
44 O'HEARN, D. (2001) *The Atlantic Economy: Britain, the US and Ireland*,
45
46 Manchester University Press, Manchester.
47
48
49 PARR, J. B. (2002) Missing elements in the analysis of agglomeration
50
51 economies, *International Regional Science Review*, 25, 151-168.
52
53
54 PARR, J. B.; HEWINGS, G. J. D.; JUNGYUL, S. and NAZARA, S. (2002)
55
56 Agglomeration and trade: Some additional perspectives, *Regional Studies*, **36**
57
58 (6), 675-684.
59
60
61 PIORE, M. J. and SABEL, C. F. (1984) *The Second Industrial Divide –*
Possibilities for Prosperity, Basic Books, New York.

1
2
3
4 PORTER, M. E. (2003) The economic performance of regions, *Regional*
5
6
7
8
9
10
11
12
13
14
15
16
17
18
19
20
21
22
23
24
25
26
27
28
29
30
31
32
33
34
35
36
37
38
39
40
41
42
43
44
45
46
47
48
49
50
51
52
53
54
55
56
57
58
59
60

PORTER, M. E. (2003) The economic performance of regions, *Regional Studies*, **37** (6-7), 549–578.

PORTER, M. E. (1998) *On Competition*, Harvard Business School Publishing, Boston.

PYKE, F.; BECATTINI, G. and SENGENBERGER, W. (eds) (1992) Los Distritos Industriales y las Pequeñas Empresas. Distritos Industriales y Cooperación Interempresarial en Italia, Ministerio de Trabajo, Madrid.

RASMUSSEN, P. N. (1956) *Studies in Intersectoral Relations*, North-Holland, Amsterdam.

ROMER, P. M. (1990) Endogenous technological change, *Journal of Political Economy*, **98** (5), 71-102.

ROMER, P. M. (1986) Increasing returns and long-run growth, *Journal of Political Economy*, **94** (5), 1002-1037.

ROMERO, I. (2004) Articulación intersectorial y complejos productivos. Un análisis del sistema productivo andaluz, *Revista de Estudios Andaluces*, 25, 11-32.

ROMERO, I. and SANTOS, F. J. (2006) Dimensión empresarial, encadenamientos productivos y calidad del tejido empresarial. Un análisis de la industria en Andalucía, *Revista de Estudios Regionales*, 75 (forthcoming).

RUTHERFORD, T. (2000) Re-embedding Japanese investment and the restructuring buyer-supplier relations in the Canadian automotive components industry during the 1990s, *Regional Studies*, **34** (8), 739-751.

SANTOS, F. J. (2004) Convergencia, desarrollo y empresarialidad en el proceso de globalización económica, *Revista de Economía Mundial*, 10/11, 171-202.

1
2
3
4 SÁNCHEZ-CHÓLIZ, J. and DUARTE, R. (2003) Production chains and linkage
5 measures, *Economic Systems Research*, 15, 481-494.
6
7

8
9 STREIT, M. E. (1969) Spatial associations and economic linkages between
10 industries, *Journal of Regional Science*, 9 (2), 177-188.
11
12

13 VÁZQUEZ, A. (2002) *Endogenous Development. Networking, Innovation,*
14 *Institutions and Cities*. Routledge, London.
15
16

17
18 VÁZQUEZ, A. (1999) Inward investment and endogenous development. The
19 convergence of the strategies of large firms and territories?, *Entrepreneurship*
20 *and Regional Development*, 11, 79-93.
21
22
23

24
25 VERSPAGEN, B. and DE LOO, I. (1999) Technology spillovers between
26 sectors and over time, *Technological Forecasting and Social Change*, 60, 215-
27
28
29
30 235.
31

32 YOUNG, S.; HOOD, N. and PETERS, E. (1994) Multinational Enterprises and
33 Regional Economic Development, *Regional Studies*, 28 (7), 657-677.
34
35
36
37
38
39

40
41 INSERT APPENDIX AFTER THE REFERENCES
42
43
44
45
46
47
48
49
50
51
52
53
54
55
56
57
58
59
60

Appendix. Classification of manufacturing industries

		Technological level		
		Low technological industries	Medium technological industries	High technological industries
Position within the value chains	Basic industries	Tanning and dressing of leather; manufacture of luggage, handbags, saddlery, harness and footwear Manufacture of wines and alcohol production Manufacture of wood and of products of wood and cork, except furniture Manufacture of paper and paper products	Manufacture of rubber and plastics products Manufacture of cement, lime and plaster Manufacture of clay and ceramic products Manufacture of glass and glass products and other non-metallic mineral products	Manufacture of basic chemicals
	Intermediate industries	Manufacture of vegetable and animal oils and fats Manufacture of other food products Textile manufacturing Publishing, printing and reproduction of recorded media	Metallurgy Manufacture of fabricated metal products Building and repairing of ships and boats Collection, purification and distribution of water	Manufacture of machinery and equipment Manufacture of electrical machinery and apparatus Manufacture of radio, television and communication equipment and apparatus Manufacture of medical, precision and optical instruments, watches and clocks
	Final industries	Production and processing of meat products Processing and tinning of fish and vegetables Manufacture of dairy products Manufacture of bakery products Manufacture of wearing apparel; dressing and dyeing of fur Manufacture of furniture	Manufacture of motor vehicles, trailers and semi-trailers	Manufacture of other chemical products

Source: Elaborated from IEA and OECD.

1
2
3
4
5
6
7
8
9
10
11
12
13
14
15
16
17
18
19
20
21
22
23
24
25
26
27
28
29
30
31
32
33
34
35
36
37
38
39
40
41
42
43
44
45
46
47
48
49
50
51
52
53
54
55
56
57
58
59
60

Figure 1. Enterprise typology according to the spatial patterns of productive

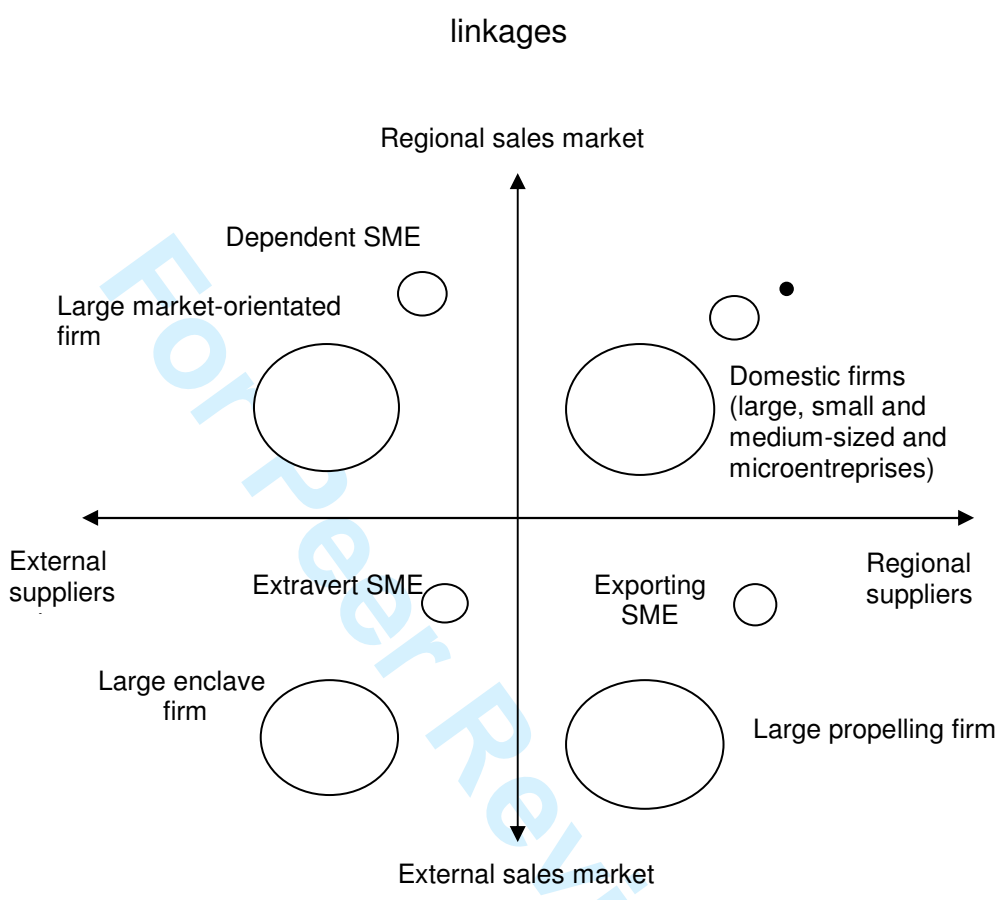
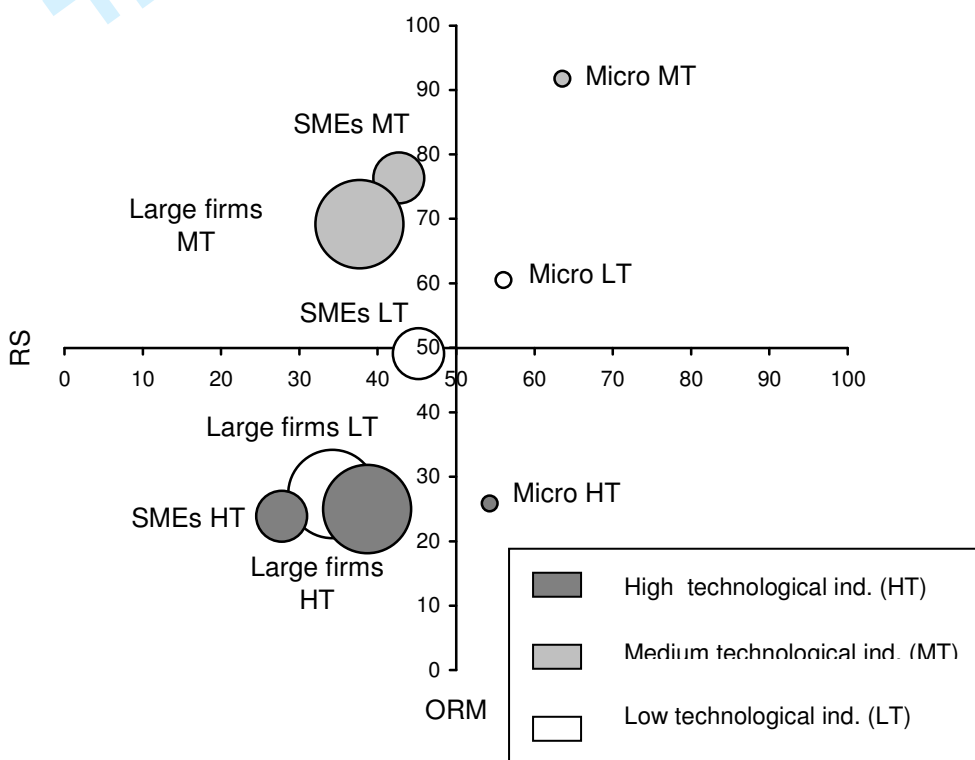


Figure 2. Basic industries: firm size, regional linkages and technological level



1
2
3
4
5
6
7
8
9
10
11
12
13
14
15
16
17
18
19
20
21
22
23
24
25
26
27
28
29
30
31
32
33
34
35
36
37
38
39
40
41
42
43
44
45
46
47
48
49
50
51
52
53
54
55
56
57
58
59
60

Figure 3. Intermediate industries: firm size, regional linkages and technological

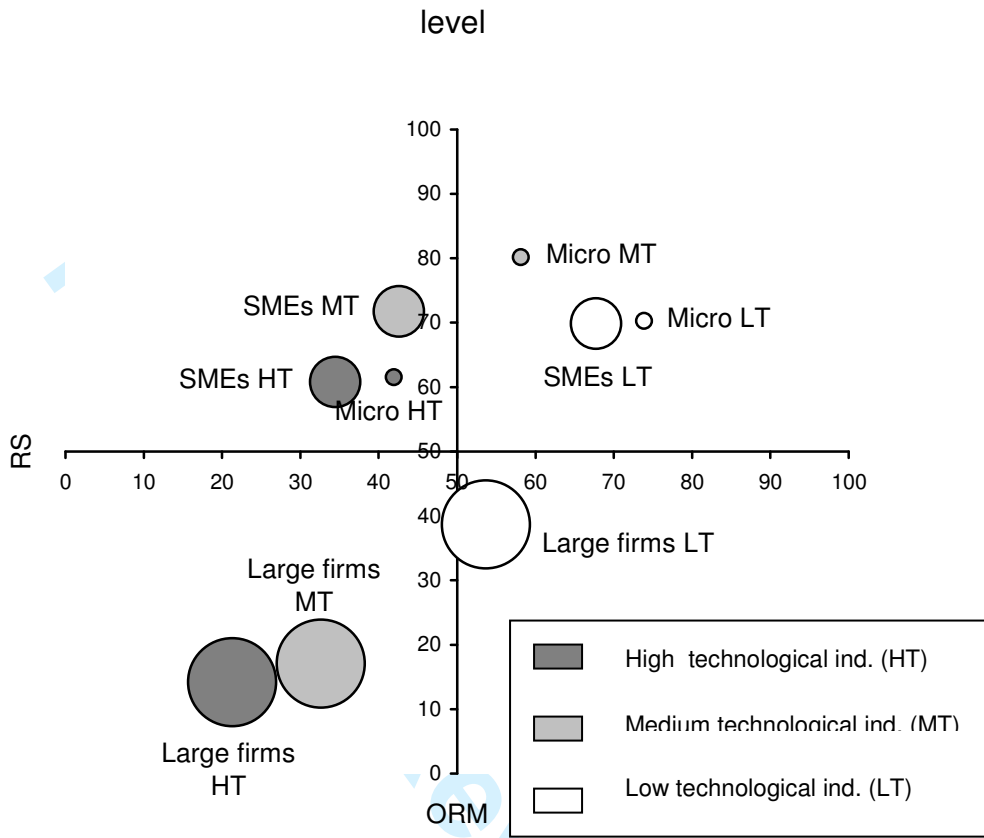
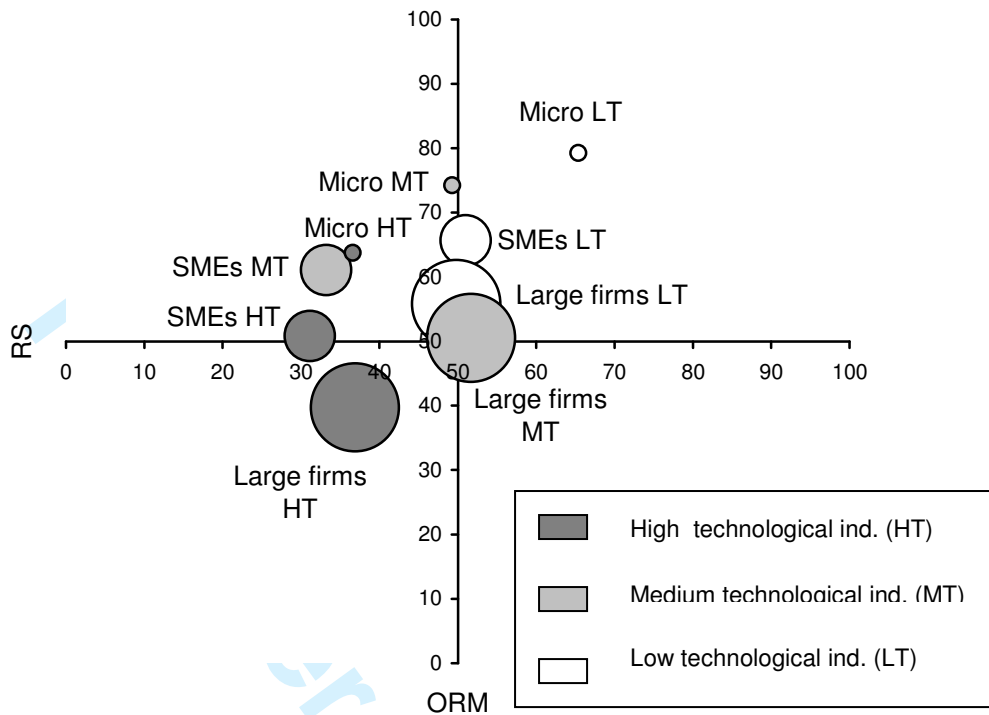


Figure 4. Final industries: firm size, regional linkages and technological level



Review Only

1
2
3
4
5
6
7
8
9
10
11
12
13
14
15
16
17
18
19
20
21
22
23
24
25
26
27
28
29
30
31
32
33
34
35
36
37
38
39
40
41
42
43
44
45
46
47
48
49
50
51
52
53
54
55
56
57
58
59
60

Table 1. Sector typology considering main potential externalities

		Technological level		
		Low technological industries	Medium technological industries	High technological industries
Position within the value chains	Basic industries	Strong push effects	Strong push effects Forward technological spillovers	Strong push effects Strong forward technological spillovers
	Intermediate industries	Push and pull effects	Push and pull effects Technological spillovers	Push and pull effects Strong technological spillovers
	Final industries	Strong pull effects	Strong pull effects Backward technological spillovers	Strong pull effects Strong backward technological spillovers

Table 2. Main regional indicators of Andalusia in comparison with the EU-15
and Spain

	GDP p.c. (PPS 2001) EU-15=100	Unemployment Rate 2002	Distribution of labor by sector (%) 2002		
			Agric.	Indus.	Servic.
EU-15	100.0	7.8	4.0	28.2	67.7
Spain	84.2	11.4	5.9	31.2	62.9
Andalusia	64.3	19.6	10.3	25.6	64.1

Source : EUROSTAT

Table 3. Size distribution of firms in Andalusia, Spain and EU-15

	N. of firms 2003 (1,000s)	Distribution of firm size (%) 2003			
		Micro	Small	Medium	Large
EU-15	18,698	92.37	6.47	0.96	0.20
Spain	2,813	93.94	5.17	0.75	0.13
Andalusia	417	94.58	4.74	0.61	0.07

Source: European Observatory for SME and Spanish Observatory for SME

Table 4. Dominant enterprise class in each group

		Technological level		
		Low technological industries	Medium technological industries	High technological industries
Position within the value chains	Basic industries	Domestic microenterprises Extravert SMEs Large enclave firms	Domestic microenterprises Dependent SMEs Large market-oriented firms	Exporting microenterprises Extravert SMEs Large enclave firms
	Intermediate industries	Domestic microenterprises Domestic SMEs Large propelling firms	Domestic microenterprises Dependent SMEs Large enclave firms	Dependent microenterprises Dependent SMEs Large enclave firms
	Final industries	Domestic microenterprises Domestic SMEs Large market-oriented firms	Dependent microenterprises Dependent SMEs Large domestic firms	Dependent microenterprises Dependent SMEs Large enclave firms

1
2
3
4
5
6
7
8
9
10
11
12
13
14
15
16
17
18
19
20
21
22
23
24
25
26
27
28
29
30
31
32
33
34
35
36
37
38
39
40
41
42
43
44
45
46
47
48
49
50
51
52
53
54
55
56
57
58
59
60

Table 5. Firm-class dominance according to size

Number of employees	RS	ORM	Class dominance
From 0 to 5 emp.	55.24	69.82	Domestic microenterprise
From 6 to 49 emp.	44.86	65.24	Dependent SME
50 and more emp.	37.22	43.11	Large enclave firm